

January 2021

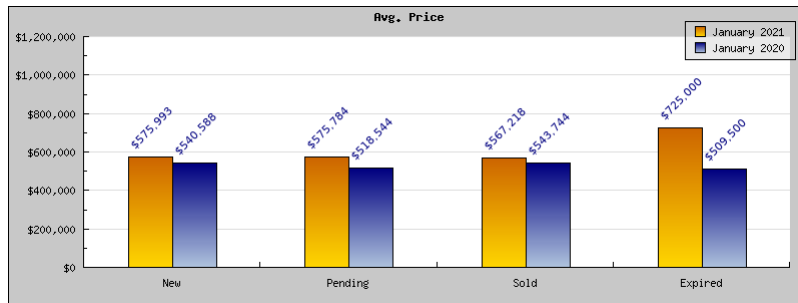
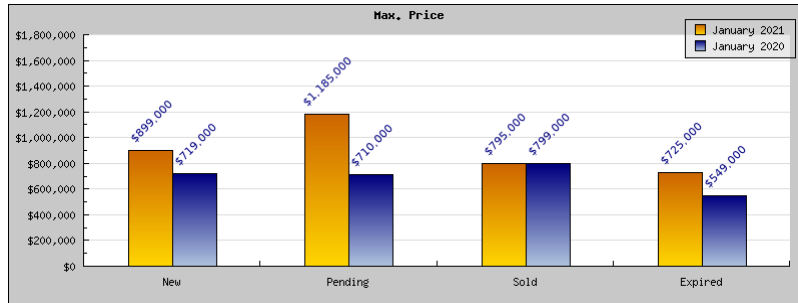
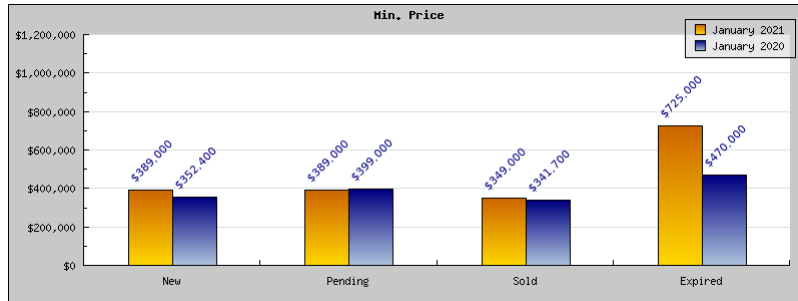
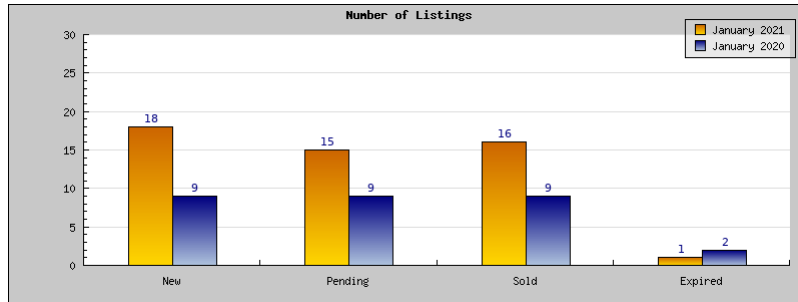
January 2020

Areas: Emeryville

Areas: Emeryville

Status	Data	Total
Listings Added	Number of Listings	18
	Low Price	\$389,000
	High Price	\$899,000
	Average Price	\$575,993
Listings that went Pending	Number of Listings	15
	Low Price	\$389,000
	High Price	\$1,185,000
	Average Price	\$575,784
	Median Price	\$515,000
Listings that Closed	Number of Listings	16
	Low Price	\$349,000
	High Price	\$795,000
	Average Price	\$567,218
	Median Price	\$547,500
Listings that Expired	Number of Listings	1
	Low Price	\$725,000
	High Price	\$725,000
	Average Price	\$725,000
	Median Price	\$725,000
Average Active Listing Count		26
Total Number of Listings (ADD, PND, CLSD, EXP)		50
Lowest Price		\$349,000
Highest Price		\$1,185,000
Average Price		\$610,999
Average DOM (PND, CLSD)		43

Status	Data	Total
Listings Added	Number of Listings	9
	Low Price	\$352,400
	High Price	\$719,000
	Average Price	\$540,588
Listings that went Pending	Number of Listings	9
	Low Price	\$399,000
	High Price	\$710,000
	Average Price	\$518,544
	Median Price	\$498,000
Listings that Closed	Number of Listings	9
	Low Price	\$341,700
	High Price	\$799,000
	Average Price	\$543,744
	Median Price	\$499,000
Listings that Expired	Number of Listings	2
	Low Price	\$470,000
	High Price	\$549,000
	Average Price	\$509,500
	Median Price	\$509,500
Average Active Listing Count		10
Total Number of Listings (ADD, PND, CLSD, EXP)		29
Lowest Price		\$341,700
Highest Price		\$799,000
Average Price		\$528,094
Average DOM (PND, CLSD)		30



bridgeMLS Stats

