

March 2021

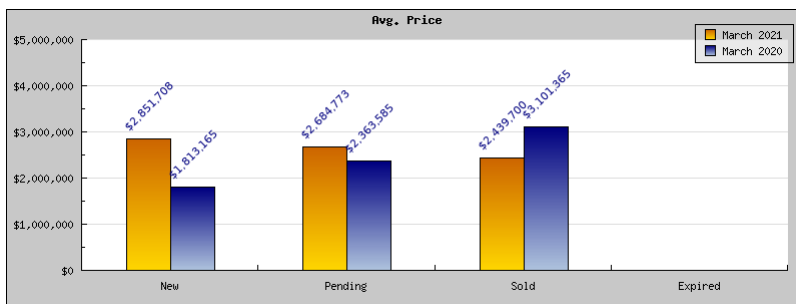
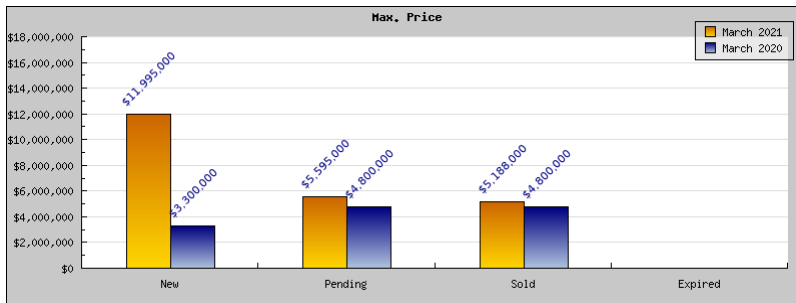
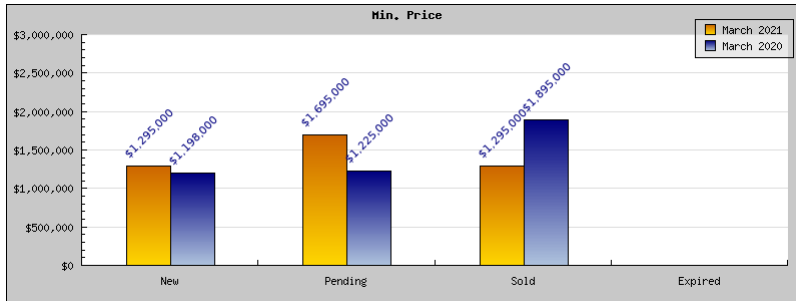
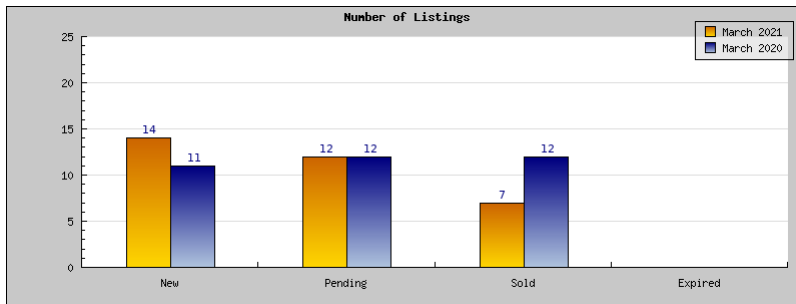
March 2020

Areas: Piedmont

| Status   | Data               | Total        |
|--|--------------------|--------------|
| Listings Added                                 | Number of Listings | 14           |
|  | Low Price          | \$1,295,000  |
|  | High Price         | \$11,995,000 |
|  | Average Price      | \$2,851,708  |
| Listings that went Pending                     | Number of Listings | 12           |
|  | Low Price          | \$1,695,000  |
|  | High Price         | \$5,595,000  |
|  | Average Price      | \$2,684,773  |
|  | Median Price       | \$2,647,500  |
| Listings that Closed                           | Number of Listings | 7            |
|  | Low Price          | \$1,295,000  |
|  | High Price         | \$5,188,000  |
|  | Average Price      | \$2,439,700  |
|  | Median Price       | \$2,092,000  |
| Listings that Expired                          | Number of Listings | 0            |
|  | Low Price          | \$0          |
|  | High Price         | \$0          |
|  | Average Price      | \$0          |
|  | Median Price       | \$0          |
| Average Active Listing Count                   |                    | 5            |
| Total Number of Listings (ADD, PND, CLSD, EXP) |                    | 33           |
| Lowest Price                                   |                    | \$0          |
| Highest Price                                  |                    | \$11,995,000 |
| Average Price                                  |                    | \$1,994,045  |
| Average DOM (PND, CLSD)                        |                    | 12           |

Areas: Piedmont

| Status   | Data               | Total       |
|--|--------------------|-------------|
| Listings Added                                 | Number of Listings | 11          |
|  | Low Price          | \$1,198,000 |
|  | High Price         | \$3,300,000 |
|  | Average Price      | \$1,813,165 |
| Listings that went Pending                     | Number of Listings | 12          |
|  | Low Price          | \$1,225,000 |
|  | High Price         | \$4,800,000 |
|  | Average Price      | \$2,363,585 |
|  | Median Price       | \$2,175,000 |
| Listings that Closed                           | Number of Listings | 12          |
|  | Low Price          | \$1,895,000 |
|  | High Price         | \$4,800,000 |
|  | Average Price      | \$3,101,365 |
|  | Median Price       | \$3,020,000 |
| Listings that Expired                          | Number of Listings | 0           |
|  | Low Price          | \$0         |
|  | High Price         | \$0         |
|  | Average Price      | \$0         |
|  | Median Price       | \$0         |
| Average Active Listing Count                   |                    | 7           |
| Total Number of Listings (ADD, PND, CLSD, EXP) |                    | 35          |
| Lowest Price                                   |                    | \$0         |
| Highest Price                                  |                    | \$4,800,000 |
| Average Price                                  |                    | \$1,819,529 |
| Average DOM (PND, CLSD)                        |                    | 11          |



### bridgeMLS Stats

