

February 2021

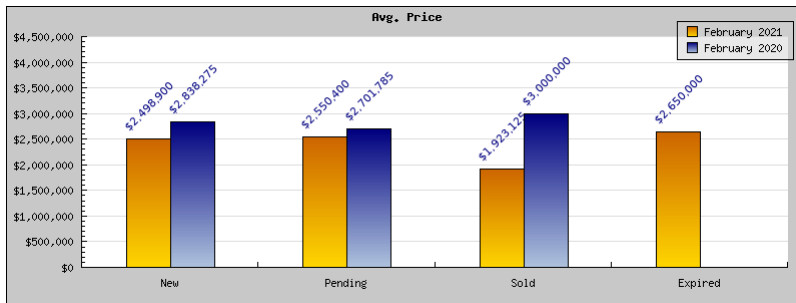
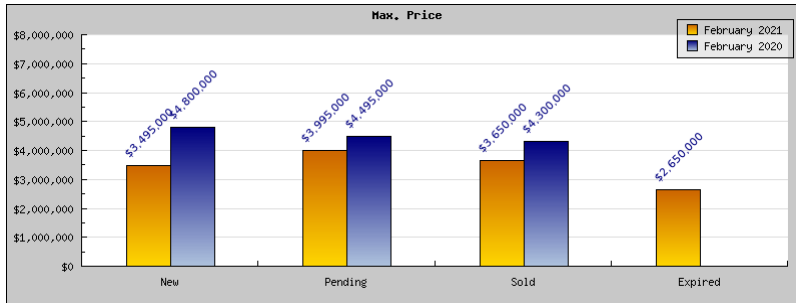
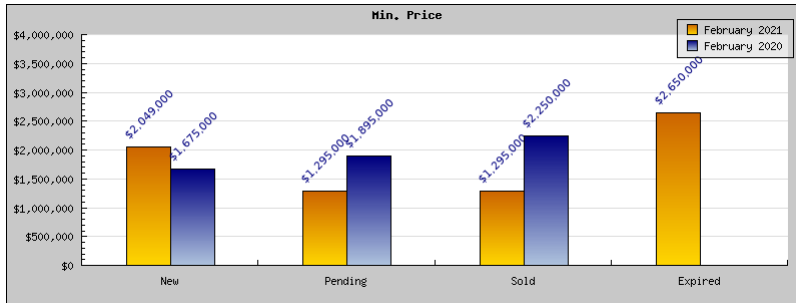
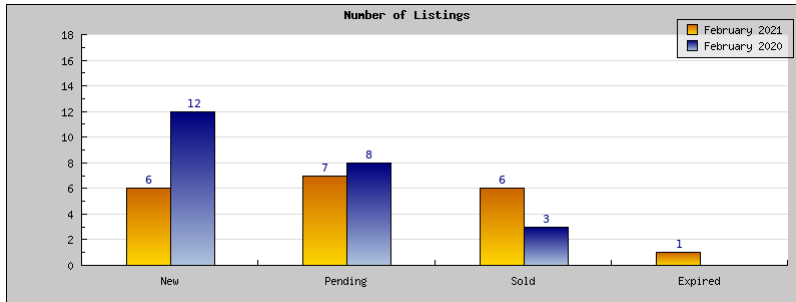
February 2020

Areas: Piedmont

Status	Data	Total
Listings Added	Number of Listings	6
	Low Price	\$2,049,000
	High Price	\$3,495,000
	Average Price	\$2,498,900
Listings that went Pending	Number of Listings	7
	Low Price	\$1,295,000
	High Price	\$3,995,000
	Average Price	\$2,550,400
Listings that Closed	Number of Listings	6
	Low Price	\$1,295,000
	High Price	\$3,650,000
	Average Price	\$1,923,125
Listings that Expired	Number of Listings	1
	Low Price	\$2,650,000
	High Price	\$2,650,000
	Average Price	\$2,650,000
Average Active Listing Count		3
Total Number of Listings (ADD, PND, CLSD, EXP)		20
Lowest Price		\$1,295,000
Highest Price		\$3,995,000
Average Price		\$2,405,606
Average DOM (PND, CLSD)		12

Areas: Piedmont

Status	Data	Total
Listings Added	Number of Listings	12
	Low Price	\$1,675,000
	High Price	\$4,800,000
	Average Price	\$2,838,275
Listings that went Pending	Number of Listings	8
	Low Price	\$1,895,000
	High Price	\$4,495,000
	Average Price	\$2,701,785
Listings that Closed	Number of Listings	3
	Low Price	\$2,250,000
	High Price	\$4,300,000
	Average Price	\$3,000,000
Listings that Expired	Number of Listings	0
	Low Price	\$0
	High Price	\$0
	Average Price	\$0
Average Active Listing Count		4
Total Number of Listings (ADD, PND, CLSD, EXP)		23
Lowest Price		\$0
Highest Price		\$4,800,000
Average Price		\$2,135,015
Average DOM (PND, CLSD)		10



bridgeMLS Stats

