

April 2021

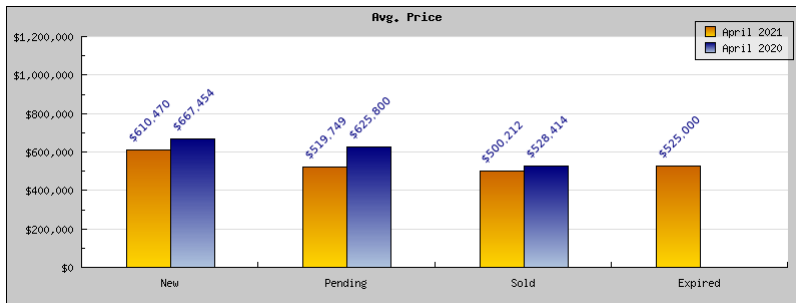
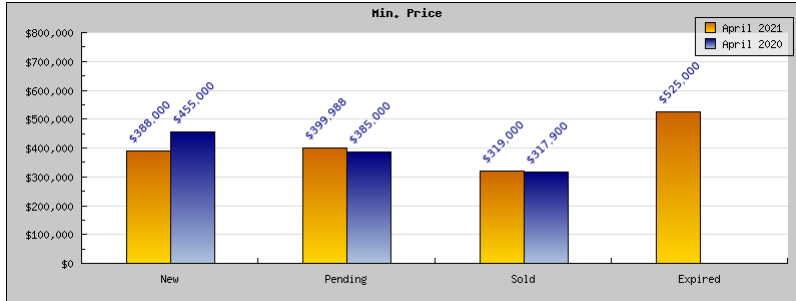
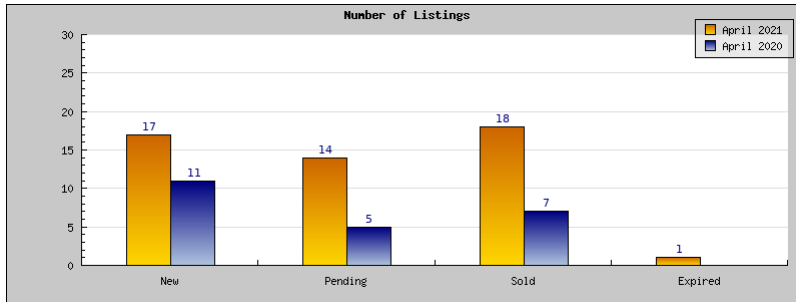
April 2020

Areas: Emeryville

Areas: Emeryville

Status	Data	Total
Listings Added	Number of Listings	17
	Low Price	\$388,000
	High Price	\$869,000
	Average Price	\$610,470
	Median Price	\$585,000
Listings that went Pending	Number of Listings	14
	Low Price	\$399,988
	High Price	\$749,000
	Average Price	\$519,749
	Median Price	\$487,000
Listings that Closed	Number of Listings	18
	Low Price	\$319,000
	High Price	\$725,000
	Average Price	\$500,212
	Median Price	\$467,000
Listings that Expired	Number of Listings	1
	Low Price	\$525,000
	High Price	\$525,000
	Average Price	\$525,000
	Median Price	\$525,000
Average Active Listing Count		18
Total Number of Listings (ADD, PND, CLSD, EXP)		50
Lowest Price		\$319,000
Highest Price		\$868,000
Average Price		\$538,858
Average DOM (PND, CLSD)		22

Status	Data	Total
Listings Added	Number of Listings	11
	Low Price	\$455,000
	High Price	\$869,000
	Average Price	\$667,454
	Median Price	\$659,000
Listings that went Pending	Number of Listings	5
	Low Price	\$385,000
	High Price	\$825,000
	Average Price	\$625,800
	Median Price	\$735,000
Listings that Closed	Number of Listings	7
	Low Price	\$317,900
	High Price	\$950,000
	Average Price	\$528,414
	Median Price	\$449,000
Listings that Expired	Number of Listings	0
	Low Price	\$0
	High Price	\$0
	Average Price	\$0
	Median Price	\$0
Average Active Listing Count		16
Total Number of Listings (ADD, PND, CLSD, EXP)		23
Lowest Price		\$0
Highest Price		\$950,000
Average Price		\$455,417
Average DOM (PND, CLSD)		35



bridgeMLS Stats

