

May 2021

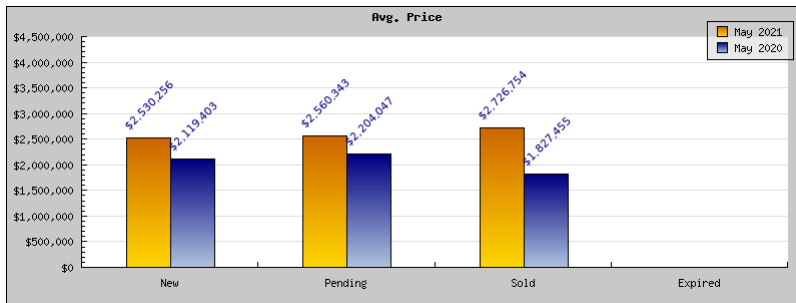
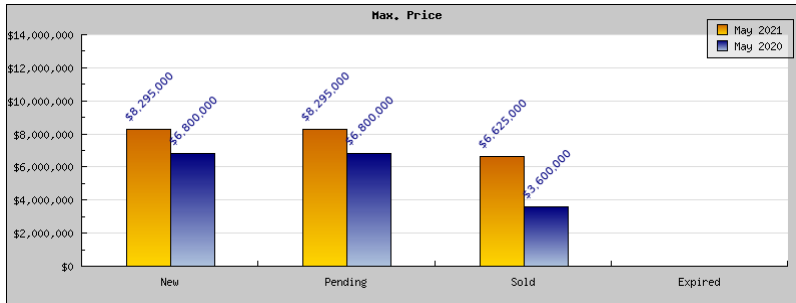
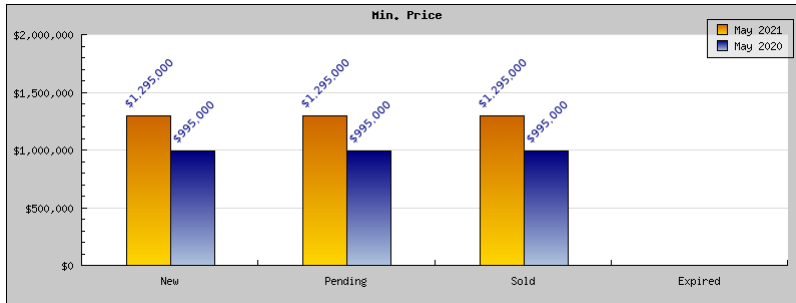
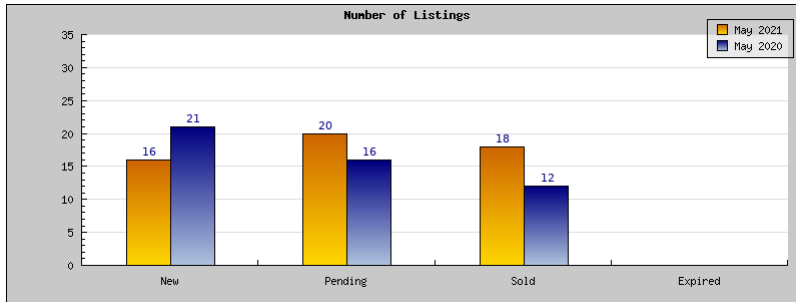
May 2020

Areas: Piedmont

Status	Data	Total
Listings Added	Number of Listings	16
	Low Price	\$1,295,000
	High Price	\$8,295,000
	Average Price	\$2,530,256
Listings that went Pending	Number of Listings	20
	Low Price	\$1,295,000
	High Price	\$8,295,000
	Average Price	\$2,560,343
	Median Price	\$2,247,000
Listings that Closed	Number of Listings	18
	Low Price	\$1,295,000
	High Price	\$6,625,000
	Average Price	\$2,726,754
	Median Price	\$2,772,500
Listings that Expired	Number of Listings	0
	Low Price	\$0
	High Price	\$0
	Average Price	\$0
	Median Price	\$0
Average Active Listing Count		6
Total Number of Listings (ADD, PND, CLSD, EXP)		54
Lowest Price		\$0
Highest Price		\$8,295,000
Average Price		\$1,954,338
Average DOM (PND, CLSD)		7

Areas: Piedmont

Status	Data	Total
Listings Added	Number of Listings	21
	Low Price	\$995,000
	High Price	\$6,800,000
	Average Price	\$2,119,403
Listings that went Pending	Number of Listings	16
	Low Price	\$995,000
	High Price	\$6,800,000
	Average Price	\$2,204,047
	Median Price	\$2,128,333
Listings that Closed	Number of Listings	12
	Low Price	\$995,000
	High Price	\$3,600,000
	Average Price	\$1,827,455
	Median Price	\$1,972,500
Listings that Expired	Number of Listings	0
	Low Price	\$0
	High Price	\$0
	Average Price	\$0
	Median Price	\$0
Average Active Listing Count		7
Total Number of Listings (ADD, PND, CLSD, EXP)		49
Lowest Price		\$0
Highest Price		\$6,800,000
Average Price		\$1,537,726
Average DOM (PND, CLSD)		12



bridgeMLS Stats

