

May 2021

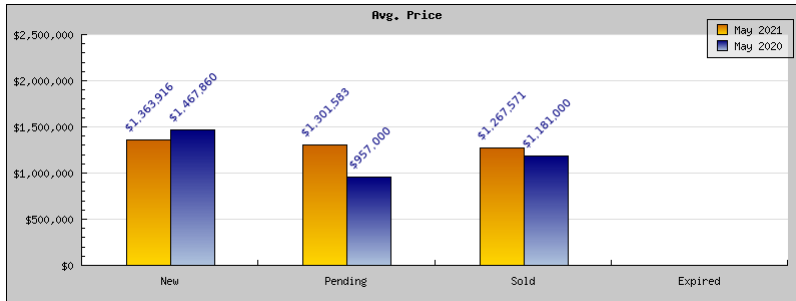
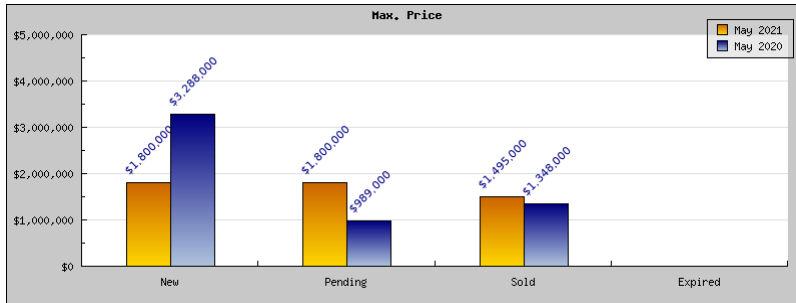
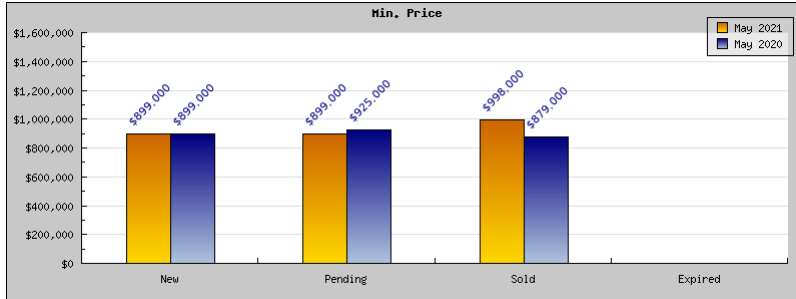
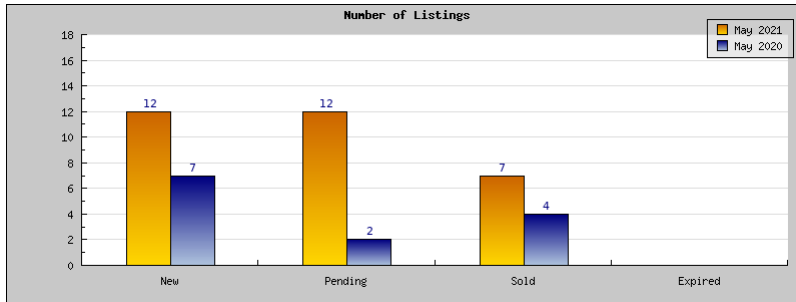
May 2020

Areas: Kensington

Status	Data	Total
Listings Added	Number of Listings	12
	Low Price	\$899,000
	High Price	\$1,800,000
	Average Price	\$1,363,916
Listings that went Pending	Number of Listings	12
	Low Price	\$899,000
	High Price	\$1,800,000
	Average Price	\$1,301,583
	Median Price	\$1,322,500
Listings that Closed	Number of Listings	7
	Low Price	\$998,000
	High Price	\$1,495,000
	Average Price	\$1,267,571
	Median Price	\$1,195,000
Listings that Expired	Number of Listings	0
	Low Price	\$0
	High Price	\$0
	Average Price	\$0
	Median Price	\$0
Average Active Listing Count		4
Total Number of Listings (ADD, PND, CLSD, EXP)		31
Lowest Price		\$0
Highest Price		\$1,800,000
Average Price		\$983,268
Average DOM (PND, CLSD)		11

Areas: Kensington

Status	Data	Total
Listings Added	Number of Listings	7
	Low Price	\$899,000
	High Price	\$3,288,000
	Average Price	\$1,467,860
Listings that went Pending	Number of Listings	2
	Low Price	\$925,000
	High Price	\$989,000
	Average Price	\$957,000
	Median DOM	\$957,000
Listings that Closed	Number of Listings	4
	Low Price	\$879,000
	High Price	\$1,348,000
	Average Price	\$1,181,000
	Median Price	\$1,248,500
Listings that Expired	Number of Listings	0
	Low Price	\$0
	High Price	\$0
	Average Price	\$0
	Median Price	\$0
Average Active Listing Count		4
Total Number of Listings (ADD, PND, CLSD, EXP)		13
Lowest Price		\$0
Highest Price		\$3,288,000
Average Price		\$901,465
Average DOM (PND, CLSD)		15



### bridgeMLS Stats

