

February 2021

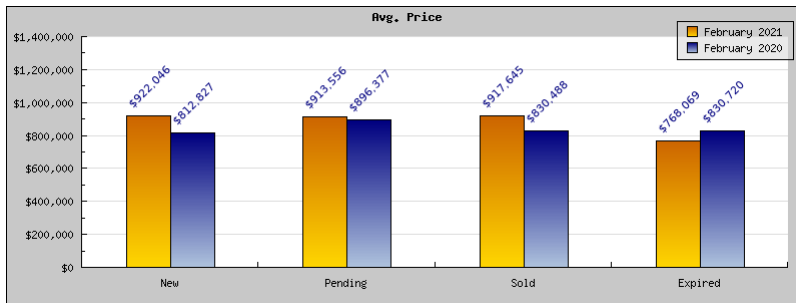
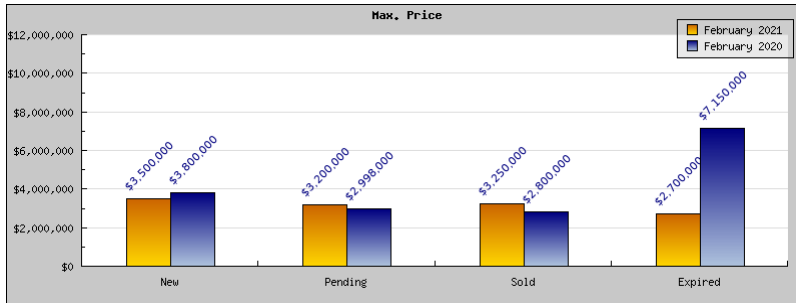
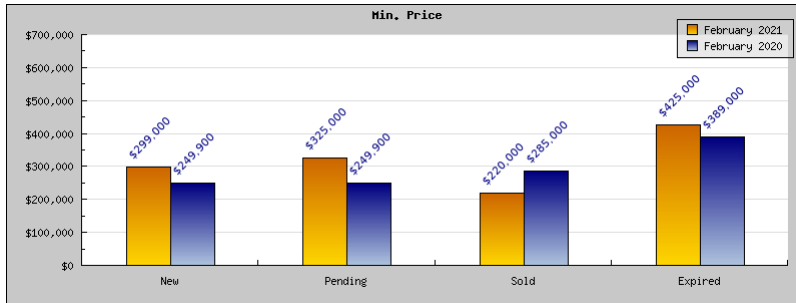
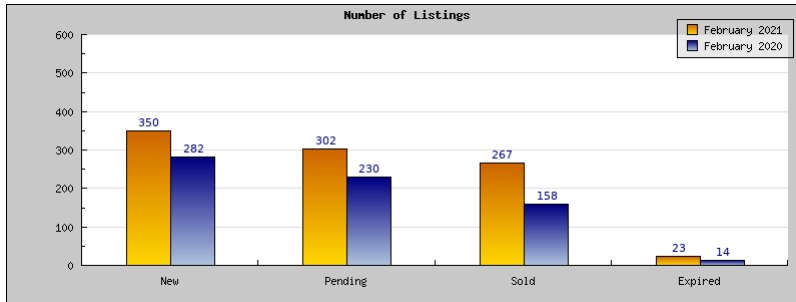
February 2020

Areas: Oakland

Areas: Oakland

Status	Data	Total
Listings Added	Number of Listings	350
	Low Price	\$299,000
	High Price	\$3,500,000
	Average Price	\$922,046
Listings that went Pending	Number of Listings	302
	Low Price	\$325,000
	High Price	\$3,200,000
	Average Price	\$913,556
	Median Price	\$886,500
Listings that Closed	Number of Listings	267
	Low Price	\$220,000
	High Price	\$3,250,000
	Average Price	\$917,645
	Median Price	\$862,397
Listings that Expired	Number of Listings	23
	Low Price	\$425,000
	High Price	\$2,700,000
	Average Price	\$768,069
	Median Price	\$735,154
Average Active Listing Count		304
Total Number of Listings (ADD, PND, CLSD, EXP)		942
Lowest Price		\$220,000
Highest Price		\$3,500,000
Average Price		\$880,329
Average DOM (PND, CLSD)		26

Status	Data	Total
Listings Added	Number of Listings	282
	Low Price	\$249,900
	High Price	\$3,800,000
	Average Price	\$812,827
Listings that went Pending	Number of Listings	230
	Low Price	\$249,900
	High Price	\$2,998,000
	Average Price	\$896,377
	Median Price	\$859,698
Listings that Closed	Number of Listings	158
	Low Price	\$285,000
	High Price	\$2,800,000
	Average Price	\$830,488
	Median Price	\$788,539
Listings that Expired	Number of Listings	14
	Low Price	\$389,000
	High Price	\$7,150,000
	Average Price	\$830,720
	Median Price	\$616,290
Average Active Listing Count		252
Total Number of Listings (ADD, PND, CLSD, EXP)		684
Lowest Price		\$249,900
Highest Price		\$7,150,000
Average Price		\$842,603
Average DOM (PND, CLSD)		29



bridgeMLS Stats

