

June 2021

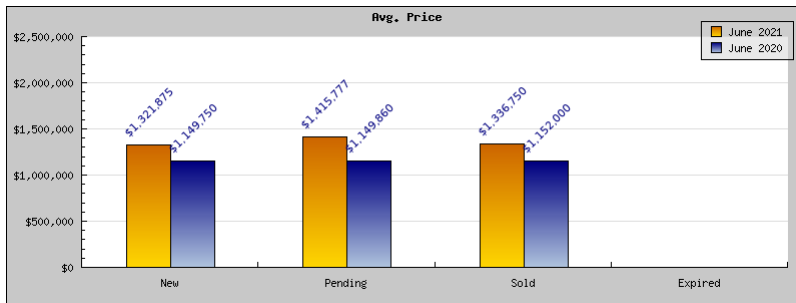
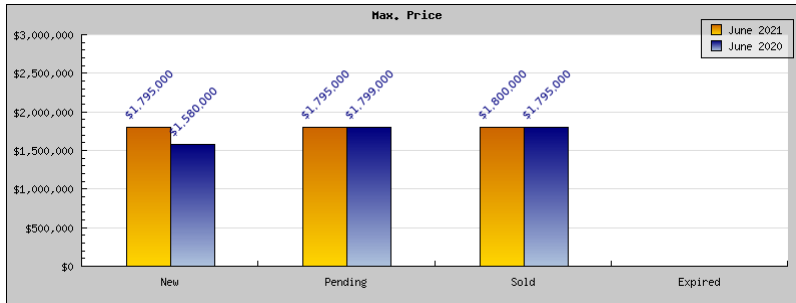
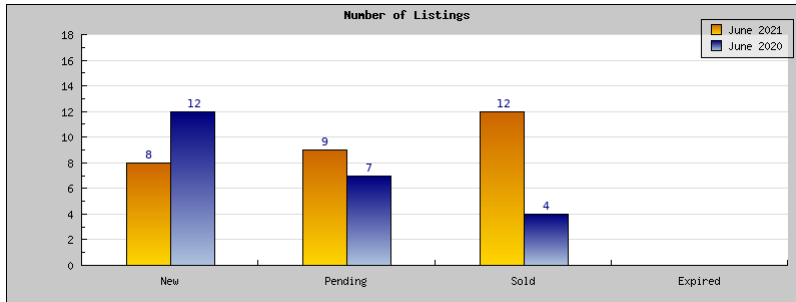
June 2020

Areas: Kensington

Status	Data	Total
Listings Added	Number of Listings	8
	Low Price	\$989,000
	High Price	\$1,795,000
	Average Price	\$1,321,875
Listings that went Pending	Number of Listings	9
	Low Price	\$989,000
	High Price	\$1,795,000
	Average Price	\$1,415,777
	Median Price	\$1,425,000
Listings that Closed	Number of Listings	12
	Low Price	\$899,000
	High Price	\$1,800,000
	Average Price	\$1,336,750
	Median Price	\$1,322,500
Listings that Expired	Number of Listings	0
	Low Price	\$0
	High Price	\$0
	Average Price	\$0
	Median Price	\$0
Average Active Listing Count		3
Total Number of Listings (ADD, PND, CLSD, EXP)		29
Lowest Price		\$0
Highest Price		\$1,800,000
Average Price		\$1,018,601
Average DOM (PND, CLSD)		11

Areas: Kensington

Status	Data	Total
Listings Added	Number of Listings	12
	Low Price	\$875,000
	High Price	\$1,580,000
	Average Price	\$1,149,750
Listings that went Pending	Number of Listings	7
	Low Price	\$875,000
	High Price	\$1,799,000
	Average Price	\$1,149,860
	Median Price	\$1,000,000
Listings that Closed	Number of Listings	4
	Low Price	\$899,000
	High Price	\$1,795,000
	Average Price	\$1,152,000
	Median Price	\$957,000
Listings that Expired	Number of Listings	0
	Low Price	\$0
	High Price	\$0
	Average Price	\$0
	Median Price	\$0
Average Active Listing Count		10
Total Number of Listings (ADD, PND, CLSD, EXP)		23
Lowest Price		\$0
Highest Price		\$1,799,000
Average Price		\$862,903
Average DOM (PND, CLSD)		28



bridgeMLS Stats

