

### April 2023

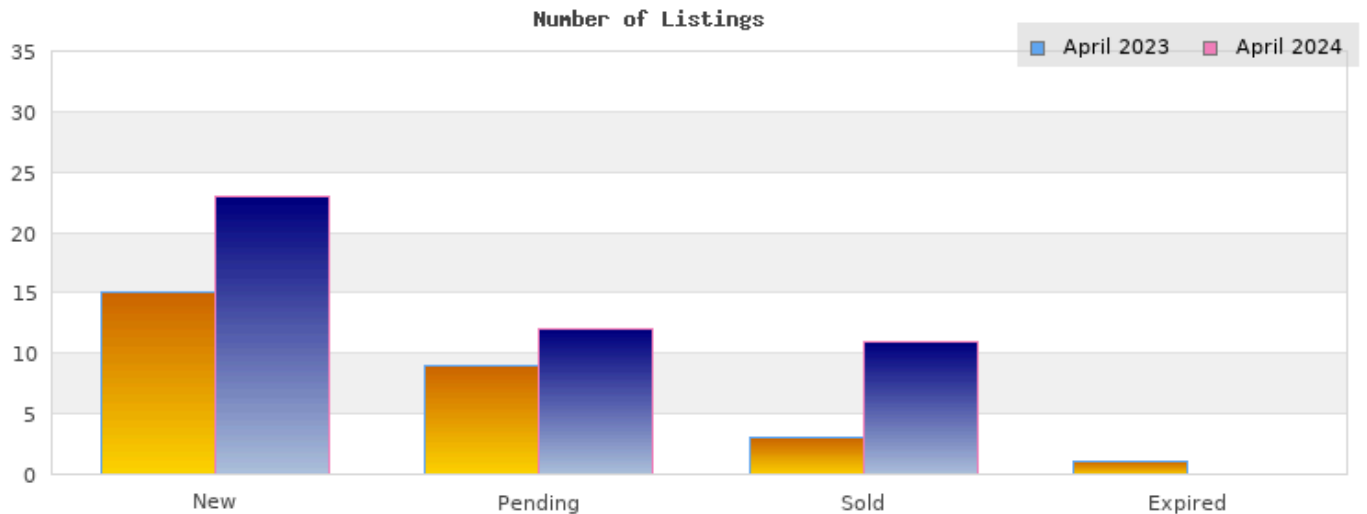
### April 2024

Cities: Piedmont

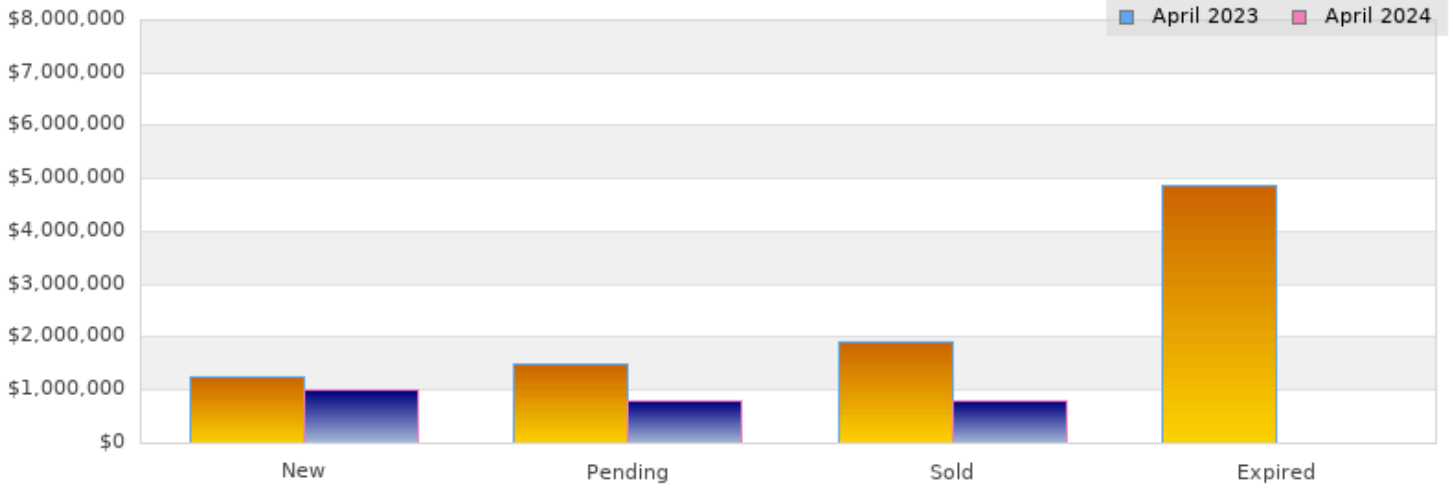
Cities: Piedmont

Status	Data	Total
Listings Added	Number of Listings	15
	Low Price	\$1,250,000
	High Price	\$14,850,000
	Average Price	\$3,820,200
	Median Price	\$2,598,000
Listings that went Pending	Number of Listings	9
	Low Price	\$1,499,000
	High Price	\$5,795,000
	Average Price	\$3,115,220
	Average Price	\$2,495,000
	Median Price	19
	Average DOM	
Listings that Closed	Number of Listings	3
	Low Price	\$1,899,000
	High Price	\$3,500,000
	Average Price	\$2,631,330
	Average Price	\$2,495,000
	Median Price	13
	Average DOM	
Listings that Expired	Number of Listings	1
	Low Price	\$4,880,000
	High Price	\$4,880,000
	Average Price	\$4,880,000
	Average Price	\$4,880,000
	Median Price	155
	Average DOM	
Average Active Listing Count		12
Total Number of Listings (ADD, PND, CLSD, EXP)		28
Lowest Price		\$1,250,000
Highest Price		\$14,850,000
Average Price		\$3,611,688
Average DOM (PND, CLSD, EXP)		62

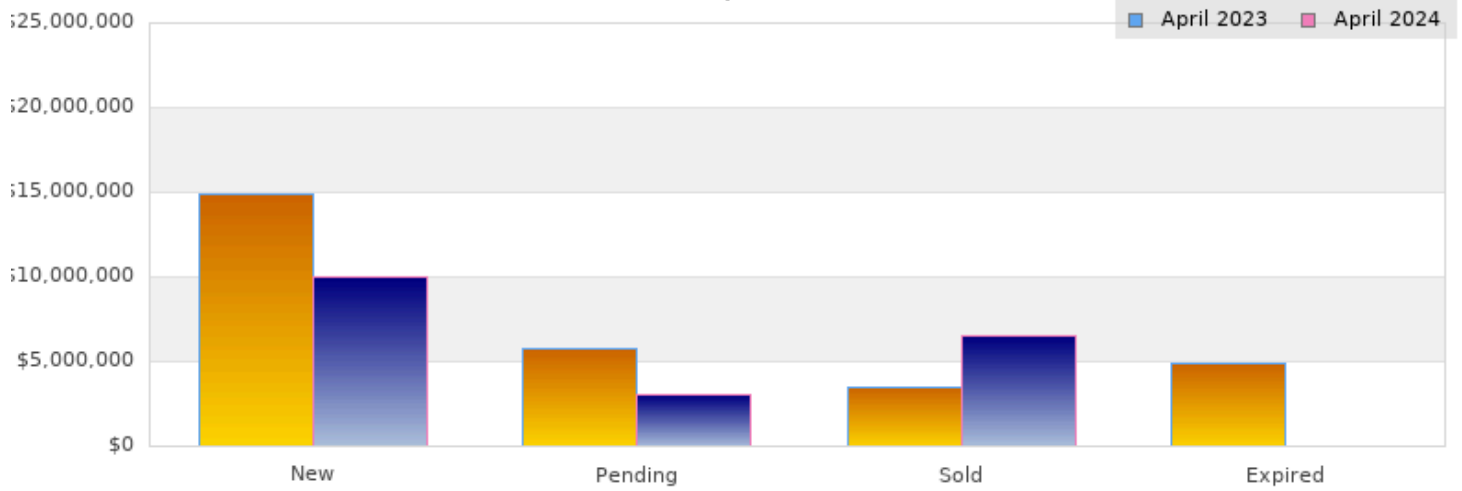
Status	Data	Total
Listings Added	Number of Listings	23
	Low Price	\$995,000
	High Price	\$10,000,000
	Average Price	\$2,680,956
	Median Price	\$2,198,000
Listings that went Pending	Number of Listings	12
	Low Price	\$815,000
	High Price	\$2,998,000
	Average Price	\$1,968,250
	Average Price	\$1,895,000
	Median Price	11
	Average DOM	
Listings that Closed	Number of Listings	11
	Low Price	\$815,000
	High Price	\$6,495,000
	Average Price	\$2,689,000
	Average Price	\$2,795,000
	Median Price	13
	Average DOM	
Listings that Expired	Number of Listings	
	Low Price	\$0
	High Price	\$0
	Average Price	\$0
	Average Price	\$0
	Median Price	0
	Average DOM	
Average Active Listing Count		15
Total Number of Listings (ADD, PND, CLSD, EXP)		46
Lowest Price		\$0
Highest Price		\$10,000,000
Average Price		\$1,834,552
Average DOM (PND, CLSD, EXP)		8



Min. Price



Max. Price



Avg. Price

