

May 2021

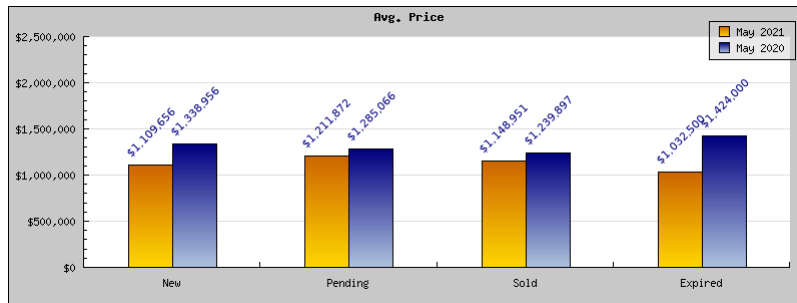
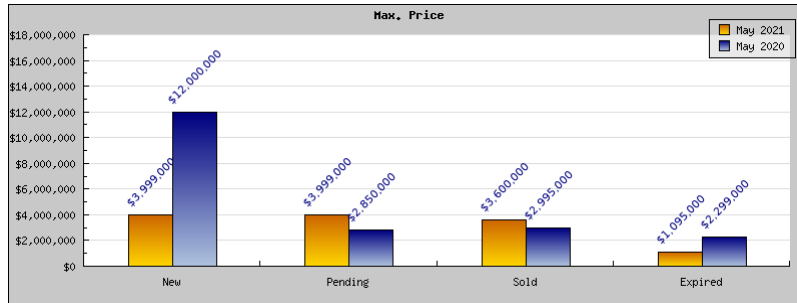
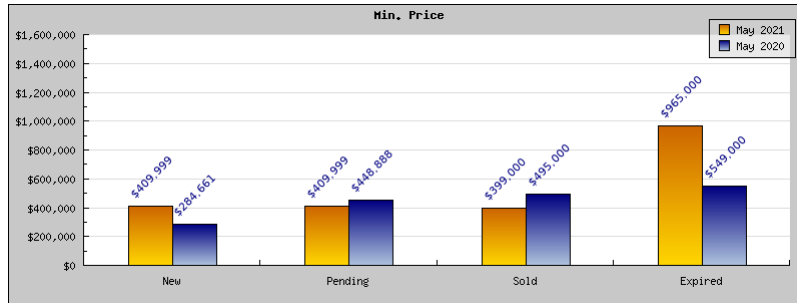
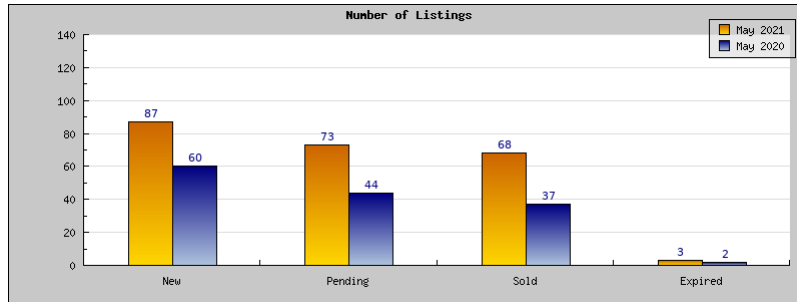
May 2020

Areas: Berkeley

Status	Data	Total
Listings Added	Number of Listings	87
	Low Price	\$409,999
	High Price	\$3,999,000
	Average Price	\$1,109,656
Listings that went Pending	Number of Listings	73
	Low Price	\$409,999
	High Price	\$3,999,000
	Average Price	\$1,211,872
Listings that Closed	Number of Listings	68
	Low Price	\$399,000
	High Price	\$3,600,000
	Average Price	\$1,148,951
Listings that Expired	Number of Listings	3
	Low Price	\$965,000
	High Price	\$1,095,000
	Average Price	\$1,032,500
Average Active Listing Count		61
Total Number of Listings (ADD, PND, CLSD, EXP)		231
Lowest Price		\$399,000
Highest Price		\$3,999,000
Average Price		\$1,125,745
Average DOM (PND, CLSD)		15

Areas: Berkeley

Status	Data	Total
Listings Added	Number of Listings	60
	Low Price	\$284,661
	High Price	\$12,000,000
	Average Price	\$1,338,956
Listings that went Pending	Number of Listings	44
	Low Price	\$448,888
	High Price	\$2,850,000
	Average Price	\$1,285,066
Listings that Closed	Number of Listings	37
	Low Price	\$495,000
	High Price	\$2,995,000
	Average Price	\$1,239,897
Listings that Expired	Number of Listings	2
	Low Price	\$549,000
	High Price	\$2,299,000
	Average Price	\$1,424,000
Average Active Listing Count		40
Total Number of Listings (ADD, PND, CLSD, EXP)		143
Lowest Price		\$284,661
Highest Price		\$12,000,000
Average Price		\$1,321,980
Average DOM (PND, CLSD)		21



bridgeMLS Stats

