

June 2021

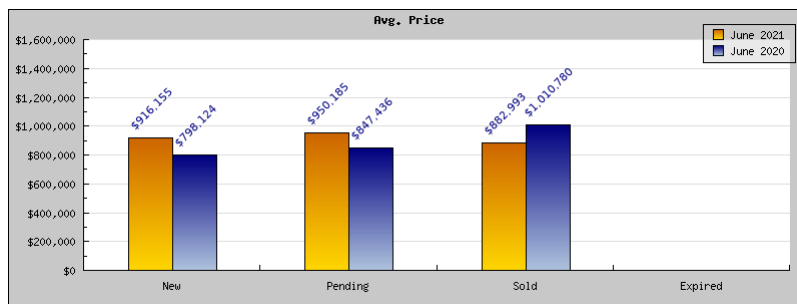
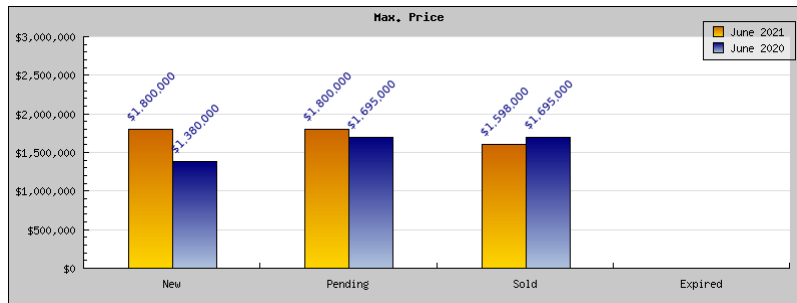
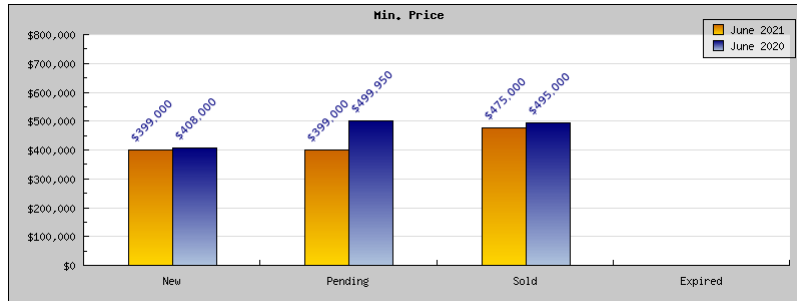
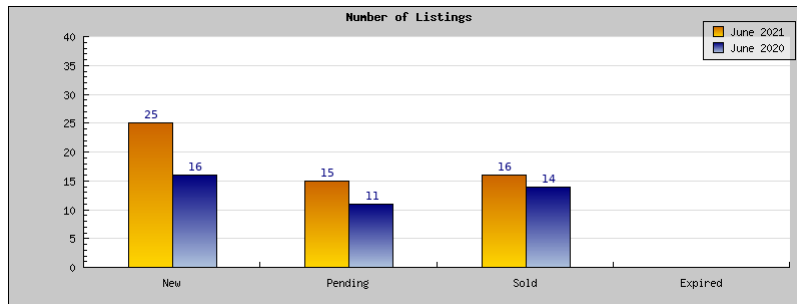
June 2020

Areas: Albany

Status	Data	Total
Listings Added	Number of Listings	25
	Low Price	\$399,000
	High Price	\$1,800,000
	Average Price	\$916,155
Listings that went Pending	Number of Listings	15
	Low Price	\$399,000
	High Price	\$1,800,000
	Average Price	\$950,185
	Median Price	\$895,000
Listings that Closed	Number of Listings	16
	Low Price	\$475,000
	High Price	\$1,598,000
	Average Price	\$882,993
	Median Price	\$912,000
Listings that Expired	Number of Listings	0
	Low Price	\$0
	High Price	\$0
	Average Price	\$0
	Median Price	\$0
Average Active Listing Count		17
Total Number of Listings (ADD, PND, CLSD, EXP)		56
Lowest Price		\$0
Highest Price		\$1,800,000
Average Price		\$687,333
Average DOM (PND, CLSD)		19

Areas: Albany

Status	Data	Total
Listings Added	Number of Listings	16
	Low Price	\$408,000
	High Price	\$1,380,000
	Average Price	\$798,124
Listings that went Pending	Number of Listings	11
	Low Price	\$499,950
	High Price	\$1,695,000
	Average Price	\$847,436
	Median Price	\$799,000
Listings that Closed	Number of Listings	14
	Low Price	\$495,000
	High Price	\$1,695,000
	Average Price	\$1,010,780
	Median Price	\$914,500
Listings that Expired	Number of Listings	0
	Low Price	\$0
	High Price	\$0
	Average Price	\$0
	Median Price	\$0
Average Active Listing Count		15
Total Number of Listings (ADD, PND, CLSD, EXP)		41
Lowest Price		\$0
Highest Price		\$1,695,000
Average Price		\$664,085
Average DOM (PND, CLSD)		20



### bridgeMLS Stats

