

July 2021

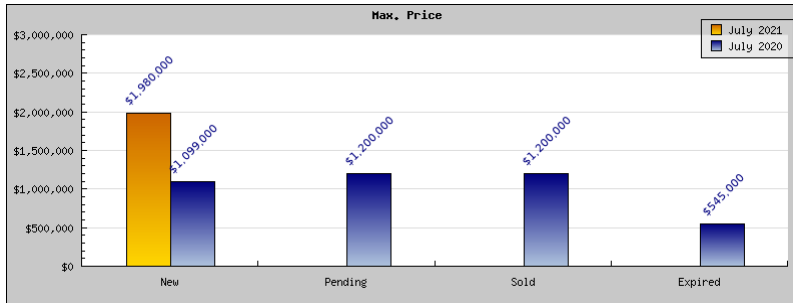
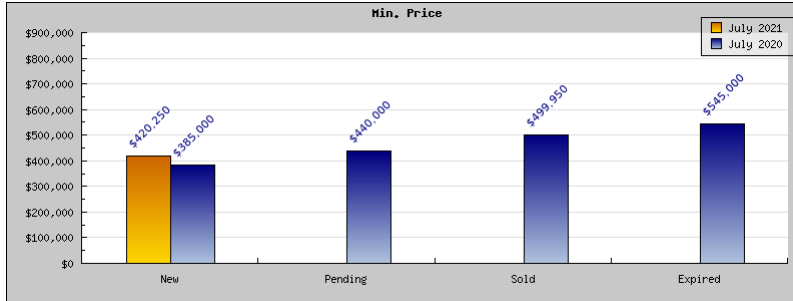
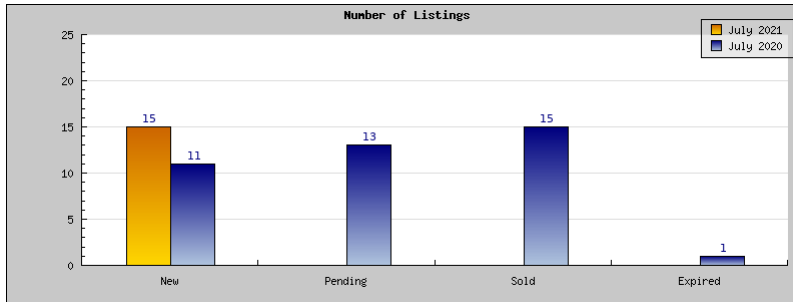
July 2020

Areas: Albany

Status	Data	Total
Listings Added	Number of Listings	15
	Low Price	\$420,250
	High Price	\$1,980,000
	Average Price	\$982,546
Listings that went Pending	Number of Listings	13
	Low Price	\$0
	High Price	\$0
	Average Price	\$0
Listings that Closed	Number of Listings	15
	Low Price	\$0
	High Price	\$0
	Average Price	\$0
Listings that Expired	Number of Listings	1
	Low Price	\$0
	High Price	\$0
	Average Price	\$0
Average Active Listing Count		18
Total Number of Listings (ADD, PND, CLSD, EXP)		15
Lowest Price		\$0
Highest Price		\$1,980,000
Average Price		\$245,637
Average DOM (PND, CLSD)		0

Areas: Albany

Status	Data	Total
Listings Added	Number of Listings	11
	Low Price	\$385,000
	High Price	\$1,099,000
	Average Price	\$882,636
Listings that went Pending	Number of Listings	13
	Low Price	\$440,000
	High Price	\$1,200,000
	Average Price	\$773,384
Listings that Closed	Number of Listings	15
	Low Price	\$499,950
	High Price	\$1,200,000
	Average Price	\$792,786
Listings that Expired	Number of Listings	1
	Low Price	\$545,000
	High Price	\$545,000
	Average Price	\$545,000
Average Active Listing Count		12
Total Number of Listings (ADD, PND, CLSD, EXP)		40
Lowest Price		\$385,000
Highest Price		\$1,200,000
Average Price		\$748,452
Average DOM (PND, CLSD)		20



bridgeMLS Stats

