

July 2021

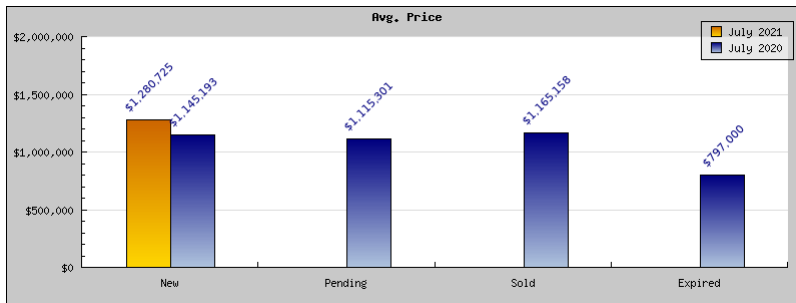
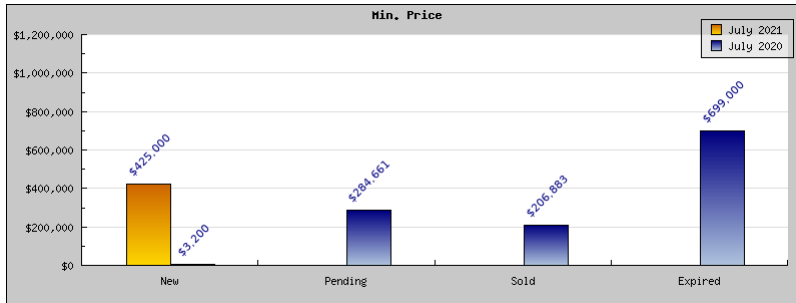
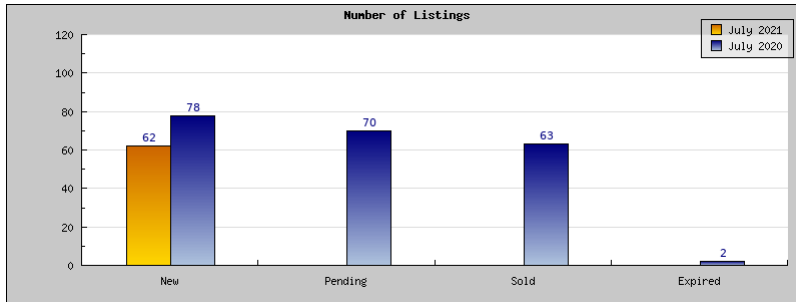
Areas: Berkeley

Status	Data	Total
Listings Added	Number of Listings	62
	Low Price	\$425,000
	High Price	\$2,700,000
	Average Price	\$1,280,725
Listings that went Pending	Number of Listings	0
	Low Price	\$0
	High Price	\$0
	Average Price	\$0
Listings that Closed	Number of Listings	0
	Low Price	\$0
	High Price	\$0
	Average Price	\$0
Listings that Expired	Number of Listings	0
	Low Price	\$0
	High Price	\$0
	Average Price	\$0
Average Active Listing Count		76
Total Number of Listings (ADD, PND, CLSD, EXP)		62
Lowest Price		\$0
Highest Price		\$2,700,000
Average Price		\$320,181
Average DOM (PND, CLSD)		0

July 2020

Areas: Berkeley

Status	Data	Total
Listings Added	Number of Listings	78
	Low Price	\$3,200
	High Price	\$2,995,000
	Average Price	\$1,145,193
Listings that went Pending	Number of Listings	70
	Low Price	\$284,661
	High Price	\$3,450,000
	Average Price	\$1,115,301
Listings that Closed	Number of Listings	63
	Low Price	\$206,883
	High Price	\$3,450,000
	Average Price	\$1,165,158
Listings that Expired	Number of Listings	2
	Low Price	\$699,000
	High Price	\$895,000
	Average Price	\$797,000
Average Active Listing Count		65
Total Number of Listings (ADD, PND, CLSD, EXP)		213
Lowest Price		\$3,200
Highest Price		\$3,450,000
Average Price		\$1,055,663
Average DOM (PND, CLSD)		17



bridgeMLS Stats

