

April 2021

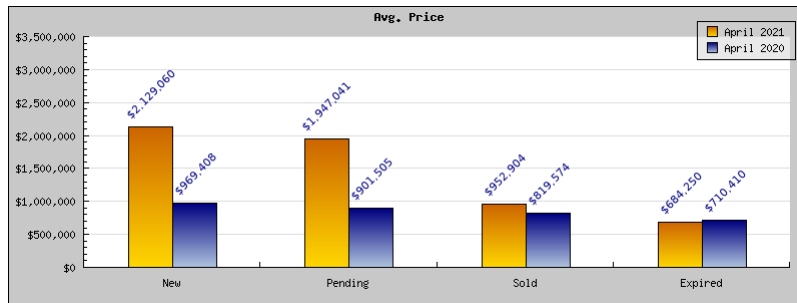
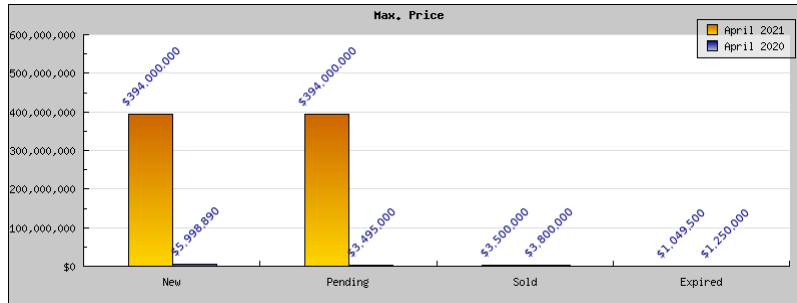
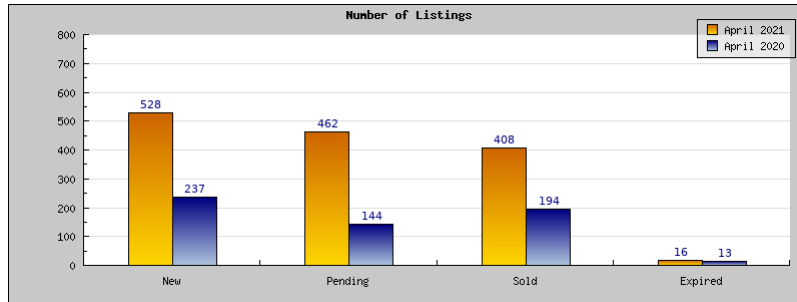
April 2020

Areas: Oakland

Areas: Oakland

Status	Data	Total
Listings Added	Number of Listings	528
	Low Price	\$249,000
	High Price	\$394,000,000
	Average Price	\$2,123,060
	Median Price	\$905,393
Listings that went Pending	Number of Listings	462
	Low Price	\$139,000
	High Price	\$394,000,000
	Average Price	\$1,947,041
	Median Price	\$885,979
Listings that Closed	Number of Listings	408
	Low Price	\$275,000
	High Price	\$3,500,000
	Average Price	\$952,904
	Median Price	\$927,700
Listings that Expired	Number of Listings	16
	Low Price	\$359,000
	High Price	\$1,049,500
	Average Price	\$684,250
	Median Price	\$673,938
Average DOM	81	
Average Active Listing Count		341
Total Number of Listings (ADD, PND, CLSD, EXP)		1,414
Lowest Price		\$139,000
Highest Price		\$394,000,000
Average Price		\$1,428,314
Average DOM (PND, CLSD)		20

Status	Data	Total
Listings Added	Number of Listings	237
	Low Price	\$2,000
	High Price	\$5,998,890
	Average Price	\$969,408
	Median Price	\$877,097
Listings that went Pending	Number of Listings	144
	Low Price	\$249,000
	High Price	\$3,495,000
	Average Price	\$901,505
	Median Price	\$843,811
Listings that Closed	Number of Listings	194
	Low Price	\$249,000
	High Price	\$3,800,000
	Average Price	\$819,574
	Median Price	\$786,800
Listings that Expired	Number of Listings	13
	Low Price	\$410,000
	High Price	\$1,250,000
	Average Price	\$710,410
	Median Price	\$699,000
Average DOM	108	
Average Active Listing Count		249
Total Number of Listings (ADD, PND, CLSD, EXP)		588
Lowest Price		\$2,000
Highest Price		\$5,998,890
Average Price		\$850,224
Average DOM (PND, CLSD)		23



bridgeMLS Stats

