

March 2021

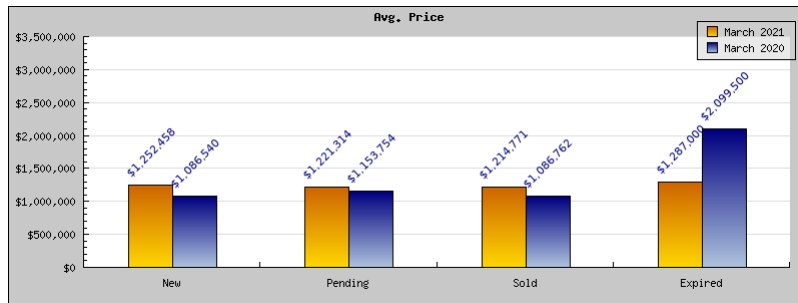
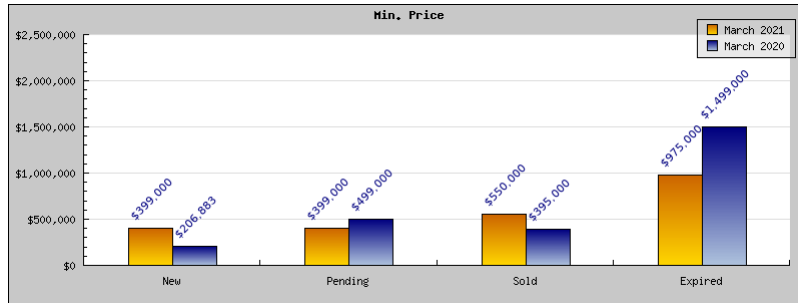
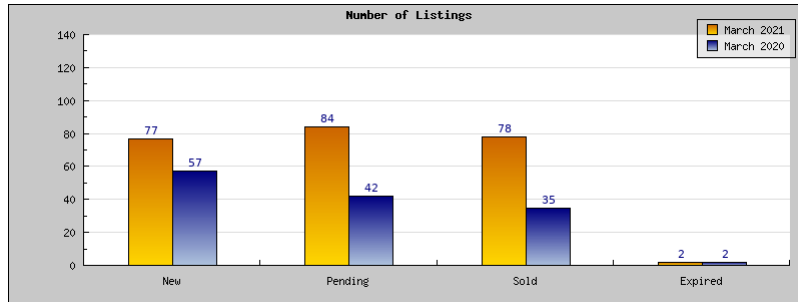
March 2020

Areas: Berkeley

Status	Data	Total
Listings Added	Number of Listings	77
	Low Price	\$399,000
	High Price	\$3,895,000
	Average Price	\$1,252,458
Listings that went Pending	Number of Listings	84
	Low Price	\$399,000
	High Price	\$3,500,000
	Average Price	\$1,221,314
Listings that Closed	Number of Listings	78
	Low Price	\$550,000
	High Price	\$3,995,000
	Average Price	\$1,214,771
Listings that Expired	Number of Listings	2
	Low Price	\$975,000
	High Price	\$1,599,000
	Average Price	\$1,287,000
Average Active Listing Count		45
Total Number of Listings (ADD, PND, CLSD, EXP)		241
Lowest Price		\$399,000
Highest Price		\$3,995,000
Average Price		\$1,243,886
Average DOM (PND, CLSD)		14

Areas: Berkeley

Status	Data	Total
Listings Added	Number of Listings	57
	Low Price	\$206,883
	High Price	\$4,395,000
	Average Price	\$1,086,540
Listings that went Pending	Number of Listings	42
	Low Price	\$499,000
	High Price	\$2,695,000
	Average Price	\$1,153,754
Listings that Closed	Number of Listings	35
	Low Price	\$395,000
	High Price	\$2,695,000
	Average Price	\$1,086,762
Listings that Expired	Number of Listings	2
	Low Price	\$1,499,000
	High Price	\$2,700,000
	Average Price	\$2,099,500
Average Active Listing Count		40
Total Number of Listings (ADD, PND, CLSD, EXP)		136
Lowest Price		\$206,883
Highest Price		\$4,395,000
Average Price		\$1,356,639
Average DOM (PND, CLSD)		24



bridgeMLS Stats

