

February 2021

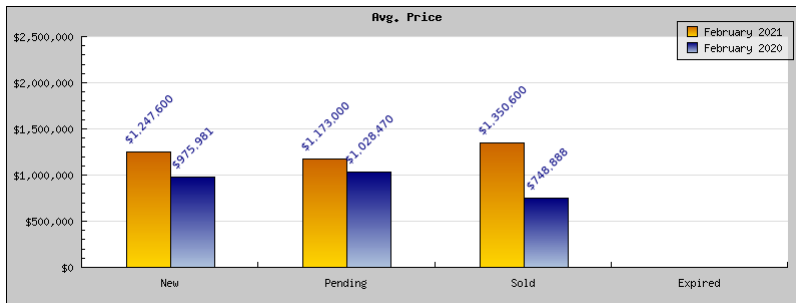
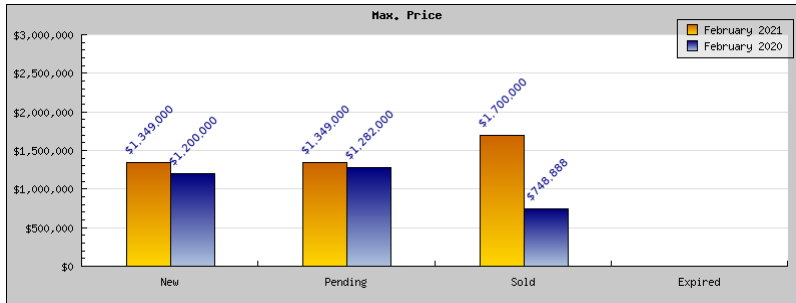
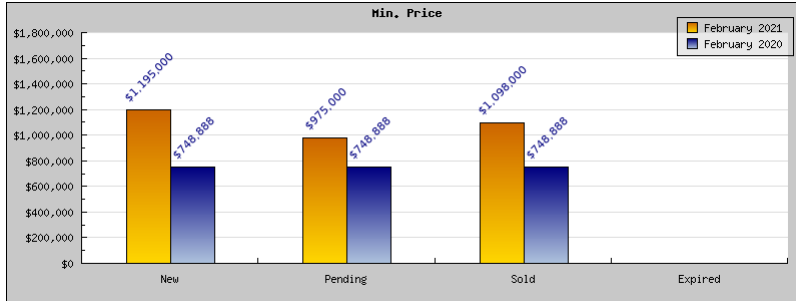
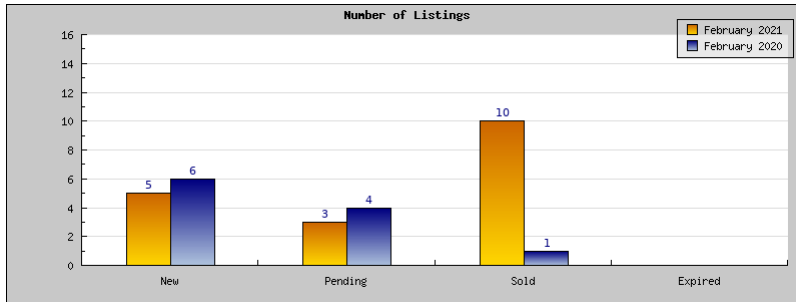
February 2020

Areas: Kensington

Status	Data	Total
Listings Added	Number of Listings	5
	Low Price	\$1,195,000
	High Price	\$1,349,000
	Average Price	\$1,247,600
Listings that went Pending	Number of Listings	3
	Low Price	\$975,000
	High Price	\$1,349,000
	Average Price	\$1,173,000
	Median Price	\$1,195,000
Listings that Closed	Number of Listings	10
	Low Price	\$1,098,000
	High Price	\$1,700,000
	Average Price	\$1,350,600
	Median Price	\$1,272,500
Listings that Expired	Number of Listings	0
	Low Price	\$0
	High Price	\$0
	Average Price	\$0
	Median Price	\$0
Average Active Listing Count		2
Total Number of Listings (ADD, PND, CLSD, EXP)		18
Lowest Price		\$0
Highest Price		\$1,700,000
Average Price		\$942,800
Average DOM (PND, CLSD)		15

Areas: Kensington

Status	Data	Total
Listings Added	Number of Listings	6
	Low Price	\$748,888
	High Price	\$1,200,000
	Average Price	\$975,981
Listings that went Pending	Number of Listings	4
	Low Price	\$748,888
	High Price	\$1,282,000
	Average Price	\$1,028,470
	Median Price	\$1,041,500
Listings that Closed	Number of Listings	1
	Low Price	\$748,888
	High Price	\$748,888
	Average Price	\$748,888
	Median Price	\$748,888
Listings that Expired	Number of Listings	0
	Low Price	\$0
	High Price	\$0
	Average Price	\$0
	Median Price	\$0
Average Active Listing Count		2
Total Number of Listings (ADD, PND, CLSD, EXP)		11
Lowest Price		\$0
Highest Price		\$1,282,000
Average Price		\$688,335
Average DOM (PND, CLSD)		11



bridgeMLS Stats

