

May 2021

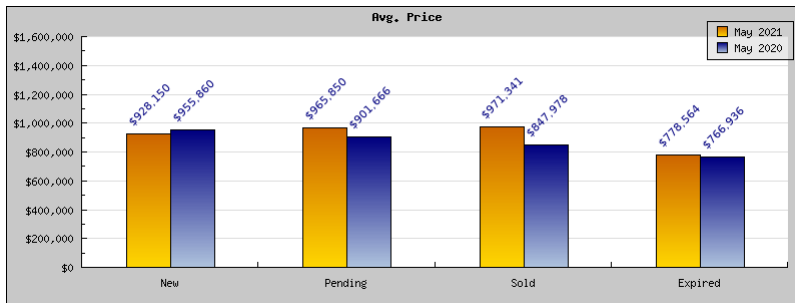
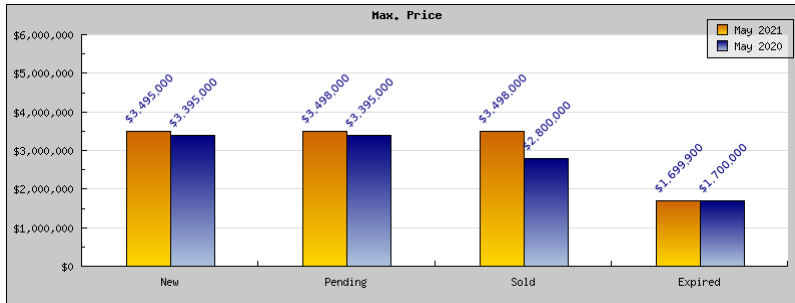
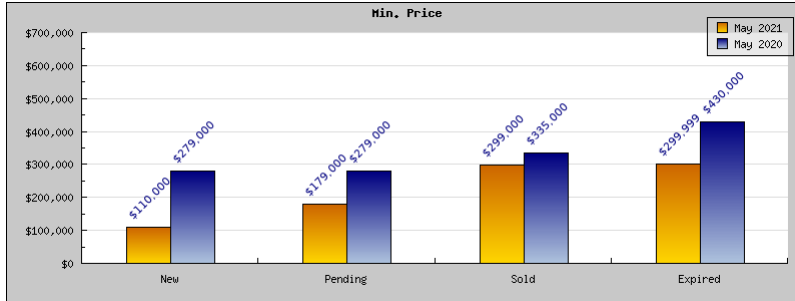
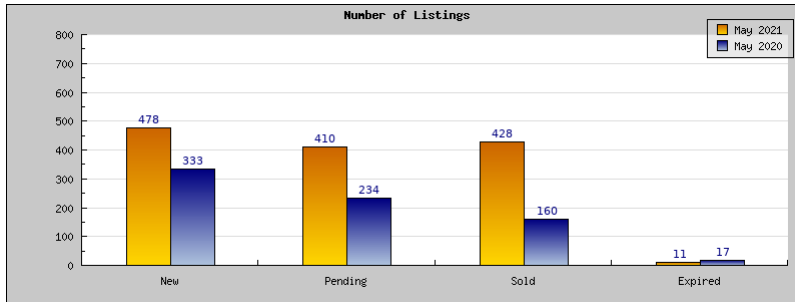
Areas: Oakland

Status	Data	Total
Listings Added	Number of Listings	478
	Low Price	\$110,000
	High Price	\$3,498,000
	Average Price	\$928,150
Listings that went Pending	Number of Listings	410
	Low Price	\$179,000
	High Price	\$3,498,000
	Average Price	\$965,850
	Median Price	\$926,163
Listings that Closed	Number of Listings	428
	Low Price	\$299,000
	High Price	\$3,498,000
	Average Price	\$971,341
	Median Price	\$933,897
Listings that Expired	Number of Listings	11
	Low Price	\$299,999
	High Price	\$1,699,900
	Average Price	\$778,564
	Median Price	\$775,707
Average Active Listing Count		375
Total Number of Listings (ADD, PND, CLSD, EXP)		1,327
Lowest Price		\$110,000
Highest Price		\$3,498,000
Average Price		\$910,977
Average DOM (PND, CLSD)		19

May 2020

Areas: Oakland

Status	Data	Total
Listings Added	Number of Listings	333
	Low Price	\$279,000
	High Price	\$3,395,000
	Average Price	\$955,860
Listings that went Pending	Number of Listings	234
	Low Price	\$279,000
	High Price	\$3,395,000
	Average Price	\$901,666
	Median Price	\$867,632
Listings that Closed	Number of Listings	160
	Low Price	\$335,000
	High Price	\$2,800,000
	Average Price	\$847,978
	Median Price	\$797,424
Listings that Expired	Number of Listings	17
	Low Price	\$430,000
	High Price	\$1,700,000
	Average Price	\$766,936
	Median Price	\$737,061
Average Active Listing Count		325
Total Number of Listings (ADD, PND, CLSD, EXP)		744
Lowest Price		\$279,000
Highest Price		\$3,395,000
Average Price		\$868,110
Average DOM (PND, CLSD)		27



### bridgeMLS Stats

