

April 2021

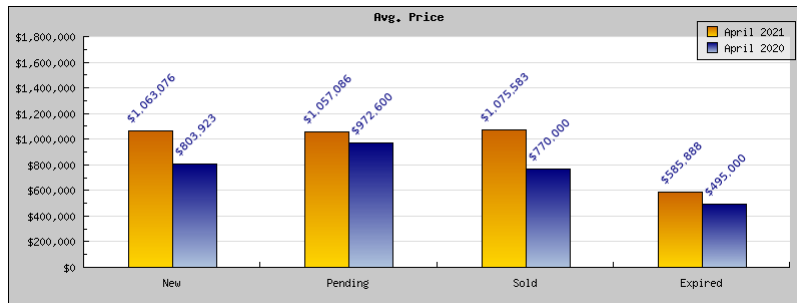
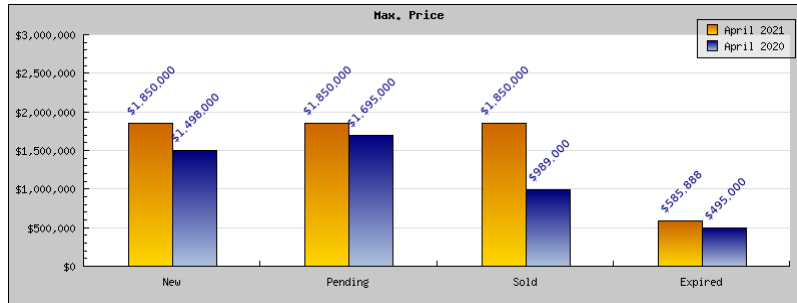
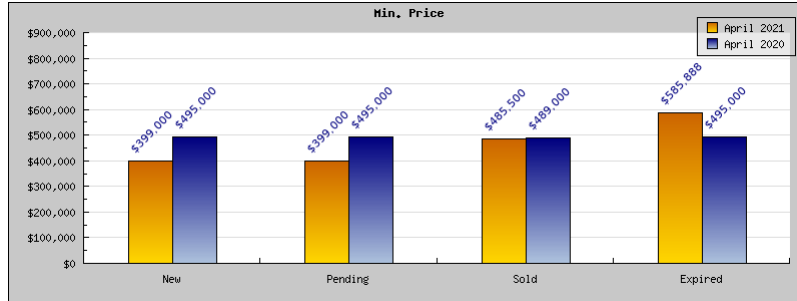
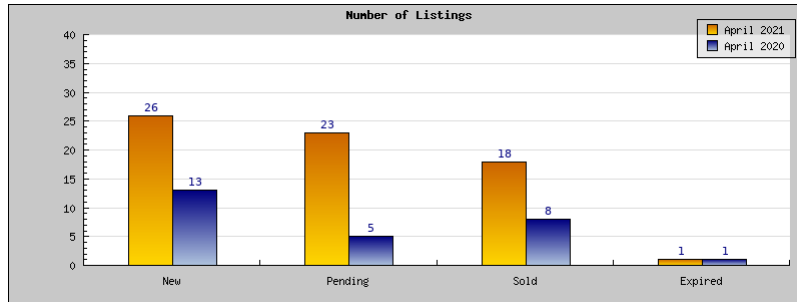
Areas: Albany

Status	Data	Total
Listings Added	Number of Listings	26
	Low Price	\$399,000
	High Price	\$1,850,000
	Average Price	\$1,063,076
Listings that went Pending	Number of Listings	23
	Low Price	\$399,000
	High Price	\$1,850,000
	Average Price	\$1,057,086
	Median Price	\$975,000
Listings that Closed	Number of Listings	18
	Low Price	\$485,500
	High Price	\$1,850,000
	Average Price	\$1,075,583
	Median Price	\$1,097,000
Listings that Expired	Number of Listings	1
	Low Price	\$585,888
	High Price	\$585,888
	Average Price	\$585,888
	Median Price	\$585,888
Average DOM	201	
Average Active Listing Count		15
Total Number of Listings (ADD, PND, CLSD, EXP)		68
Lowest Price		\$399,000
Highest Price		\$1,850,000
Average Price		\$945,408
Average DOM (PND, CLSD)		21

April 2020

Areas: Albany

Status	Data	Total
Listings Added	Number of Listings	13
	Low Price	\$495,000
	High Price	\$1,498,000
	Average Price	\$803,923
Listings that went Pending	Number of Listings	5
	Low Price	\$495,000
	High Price	\$1,695,000
	Average Price	\$972,600
	Median Price	\$825,000
Listings that Closed	Number of Listings	8
	Low Price	\$489,000
	High Price	\$989,000
	Average Price	\$770,000
	Median Price	\$836,500
Listings that Expired	Number of Listings	1
	Low Price	\$495,000
	High Price	\$495,000
	Average Price	\$495,000
	Median Price	\$495,000
Average DOM	138	
Average Active Listing Count		10
Total Number of Listings (ADD, PND, CLSD, EXP)		27
Lowest Price		\$489,000
Highest Price		\$1,695,000
Average Price		\$760,381
Average DOM (PND, CLSD)		31



bridgeMLS Stats

