

May 2021

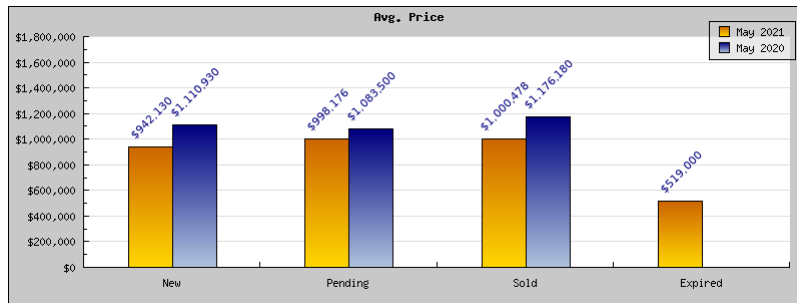
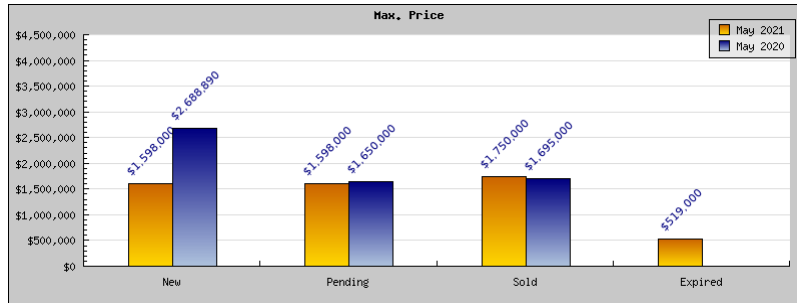
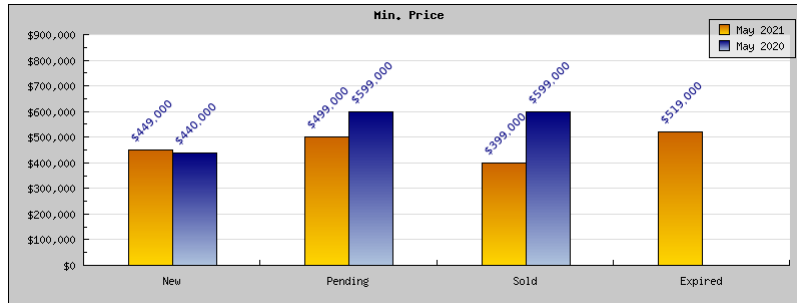
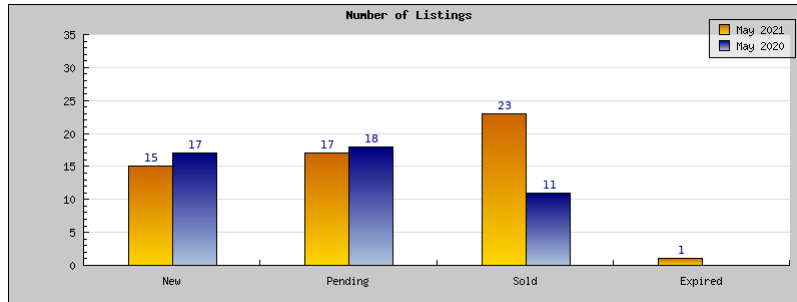
May 2020

Areas: Albany

Status	Data	Total
Listings Added	Number of Listings	15
	Low Price	\$449,000
	High Price	\$1,598,000
	Average Price	\$942,130
Listings that went Pending	Number of Listings	17
	Low Price	\$499,000
	High Price	\$1,598,000
	Average Price	\$998,176
Listings that Closed	Number of Listings	23
	Low Price	\$399,000
	High Price	\$1,750,000
	Average Price	\$1,000,478
Listings that Expired	Number of Listings	1
	Low Price	\$519,000
	High Price	\$519,000
	Average Price	\$519,000
Average Active Listing Count		11
Total Number of Listings (ADD, PND, CLSD, EXP)		56
Lowest Price		\$399,000
Highest Price		\$1,750,000
Average Price		\$864,946
Average DOM (PND, CLSD)		21

Areas: Albany

Status	Data	Total
Listings Added	Number of Listings	17
	Low Price	\$440,000
	High Price	\$2,688,890
	Average Price	\$1,110,930
Listings that went Pending	Number of Listings	18
	Low Price	\$599,000
	High Price	\$1,650,000
	Average Price	\$1,083,500
Listings that Closed	Number of Listings	11
	Low Price	\$599,000
	High Price	\$1,695,000
	Average Price	\$1,176,180
Listings that Expired	Number of Listings	0
	Low Price	\$0
	High Price	\$0
	Average Price	\$0
Average Active Listing Count		15
Total Number of Listings (ADD, PND, CLSD, EXP)		46
Lowest Price		\$0
Highest Price		\$2,688,890
Average Price		\$842,653
Average DOM (PND, CLSD)		16



bridgeMLS Stats

