

March 2021

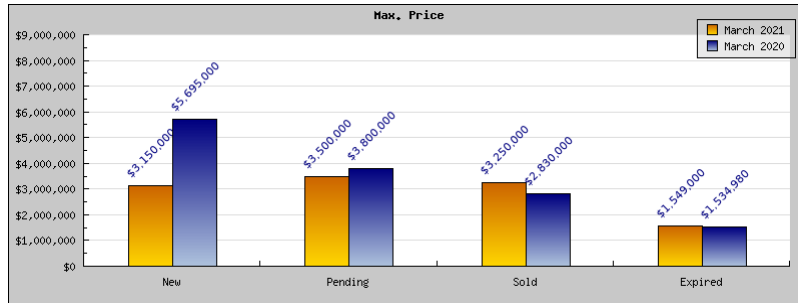
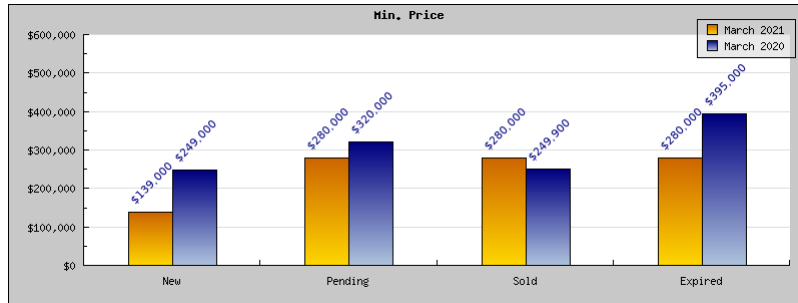
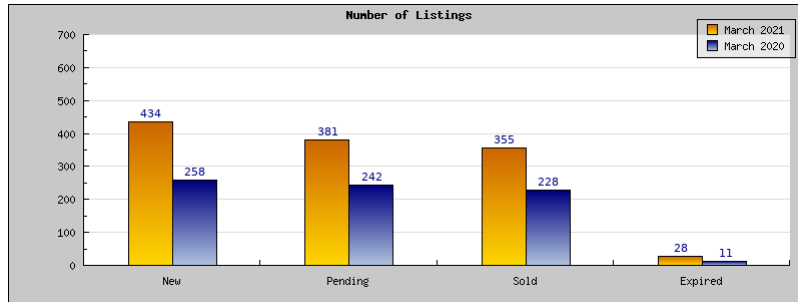
March 2020

Areas: Oakland

Status	Data	Total
Listings Added	Number of Listings	434
	Low Price	\$139,000
	High Price	\$3,150,000
	Average Price	\$970,180
Listings that went Pending	Number of Listings	381
	Low Price	\$280,000
	High Price	\$3,500,000
	Average Price	\$930,908
	Median Price	\$919,533
Listings that Closed	Number of Listings	355
	Low Price	\$280,000
	High Price	\$3,250,000
	Average Price	\$932,033
	Median Price	\$885,626
Listings that Expired	Number of Listings	28
	Low Price	\$280,000
	High Price	\$1,549,000
	Average Price	\$757,169
	Median Price	\$754,809
Average Active Listing Count		304
Total Number of Listings (ADD, PND, CLSD, EXP)		1,198
Lowest Price		\$139,000
Highest Price		\$3,500,000
Average Price		\$897,573
Average DOM (PND, CLSD)		21

Areas: Oakland

Status	Data	Total
Listings Added	Number of Listings	258
	Low Price	\$249,000
	High Price	\$5,695,000
	Average Price	\$892,767
Listings that went Pending	Number of Listings	242
	Low Price	\$320,000
	High Price	\$3,800,000
	Average Price	\$820,234
	Median Price	\$783,056
Listings that Closed	Number of Listings	228
	Low Price	\$249,900
	High Price	\$2,830,000
	Average Price	\$909,139
	Median Price	\$854,030
Listings that Expired	Number of Listings	11
	Low Price	\$395,000
	High Price	\$1,534,980
	Average Price	\$845,775
	Median Price	\$835,000
Average Active Listing Count		252
Total Number of Listings (ADD, PND, CLSD, EXP)		739
Lowest Price		\$249,000
Highest Price		\$5,695,000
Average Price		\$866,979
Average DOM (PND, CLSD)		23



bridgeMLS Stats

