

January 2021

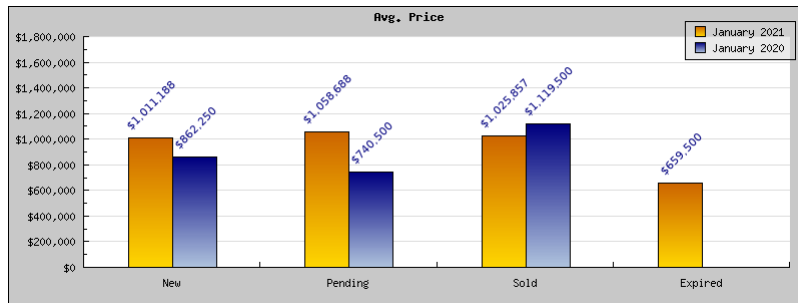
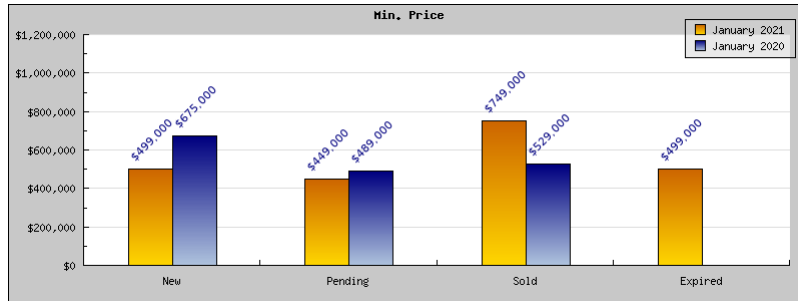
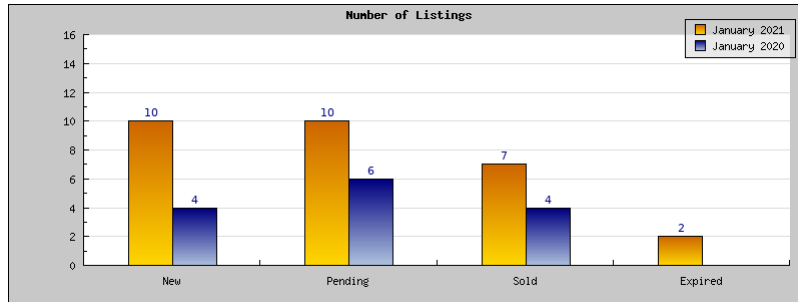
January 2020

Areas: Albany

Status	Data	Total
Listings Added	Number of Listings	10
	Low Price	\$499,000
	High Price	\$1,988,890
	Average Price	\$1,011,188
Listings that went Pending	Number of Listings	10
	Low Price	\$449,000
	High Price	\$1,988,890
	Average Price	\$1,058,688
	Median Price	\$1,049,000
Listings that Closed	Number of Listings	7
	Low Price	\$749,000
	High Price	\$1,265,000
	Average Price	\$1,025,857
	Median Price	\$975,000
Listings that Expired	Number of Listings	2
	Low Price	\$499,000
	High Price	\$820,000
	Average Price	\$659,500
	Median Price	\$659,500
Average Active Listing Count		15
Total Number of Listings (ADD, PND, CLSD, EXP)		29
Lowest Price		\$449,000
Highest Price		\$1,988,890
Average Price		\$938,808
Average DOM (PND, CLSD)		24

Areas: Albany

Status	Data	Total
Listings Added	Number of Listings	4
	Low Price	\$675,000
	High Price	\$1,350,000
	Average Price	\$862,250
Listings that went Pending	Number of Listings	6
	Low Price	\$489,000
	High Price	\$1,350,000
	Average Price	\$740,500
	Median Price	\$647,000
Listings that Closed	Number of Listings	4
	Low Price	\$529,000
	High Price	\$1,599,000
	Average Price	\$1,119,500
	Median Price	\$1,175,000
Listings that Expired	Number of Listings	0
	Low Price	\$0
	High Price	\$0
	Average Price	\$0
	Median Price	\$0
Average Active Listing Count		8
Total Number of Listings (ADD, PND, CLSD, EXP)		14
Lowest Price		\$0
Highest Price		\$1,599,000
Average Price		\$680,563
Average DOM (PND, CLSD)		48



### bridgeMLS Stats

