

March 2021

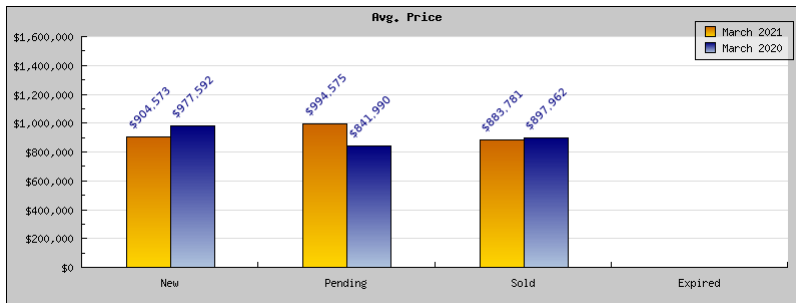
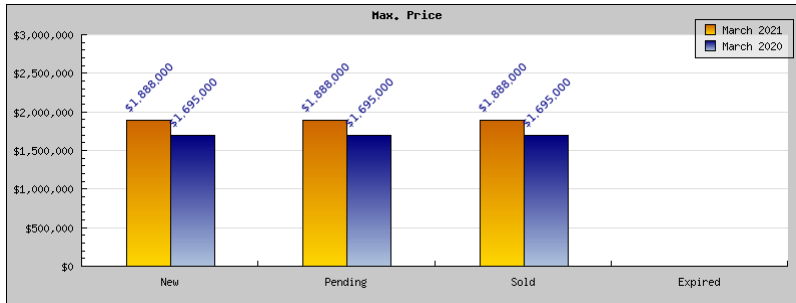
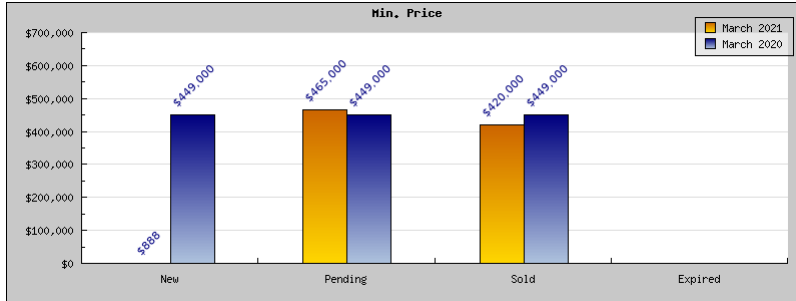
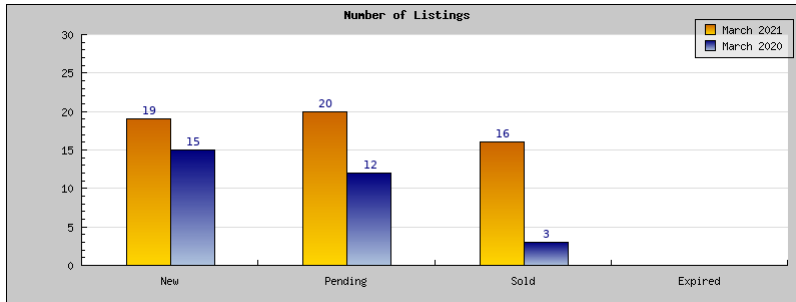
March 2020

Areas: Albany

Status	Data	Total
Listings Added	Number of Listings	19
	Low Price	\$888
	High Price	\$1,888,000
	Average Price	\$904,573
Listings that went Pending	Number of Listings	20
	Low Price	\$465,000
	High Price	\$1,888,000
	Average Price	\$994,575
	Median Price	\$1,072,500
Listings that Closed	Number of Listings	16
	Low Price	\$420,000
	High Price	\$1,888,000
	Average Price	\$883,781
	Average DOM	47
Listings that Expired	Number of Listings	0
	Low Price	\$0
	High Price	\$0
	Average Price	\$0
	Average DOM	0
Average Active Listing Count		13
Total Number of Listings (ADD, PND, CLSD, EXP)		55
Lowest Price		\$0
Highest Price		\$1,888,000
Average Price		\$695,732
Average DOM (PND, CLSD)		42

Areas: Albany

Status	Data	Total
Listings Added	Number of Listings	15
	Low Price	\$449,000
	High Price	\$1,695,000
	Average Price	\$977,592
Listings that went Pending	Number of Listings	12
	Low Price	\$449,000
	High Price	\$1,695,000
	Average Price	\$841,990
	Median Price	\$836,500
Listings that Closed	Number of Listings	3
	Low Price	\$449,000
	High Price	\$1,695,000
	Average Price	\$897,962
	Average DOM	8
Listings that Expired	Number of Listings	0
	Low Price	\$0
	High Price	\$0
	Average Price	\$0
	Average DOM	0
Average Active Listing Count		9
Total Number of Listings (ADD, PND, CLSD, EXP)		30
Lowest Price		\$0
Highest Price		\$1,695,000
Average Price		\$679,386
Average DOM (PND, CLSD)		18



bridgeMLS Stats

