

June 2021

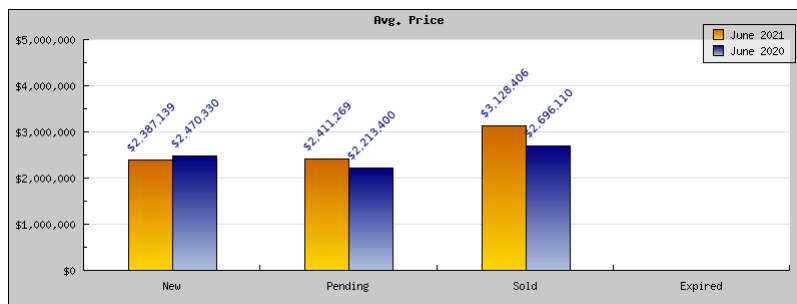
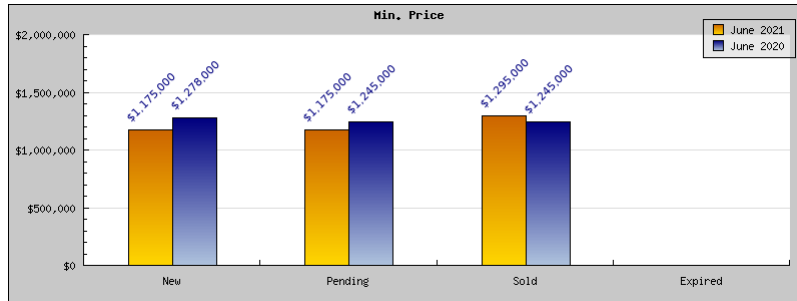
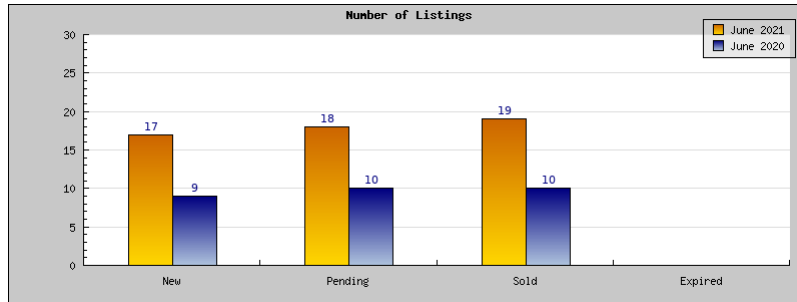
June 2020

Areas: Piedmont

| Status | Data | Total |
|--|--------------------|-------------|
| Listings Added | Number of Listings | 17 |
| | Low Price | \$1,175,000 |
| | High Price | \$6,900,000 |
| | Average Price | \$2,387,139 |
| Listings that went Pending | Number of Listings | 18 |
| | Low Price | \$1,175,000 |
| | High Price | \$6,900,000 |
| | Average Price | \$2,411,269 |
| | Median Price | \$2,021,833 |
| Listings that Closed | Number of Listings | 19 |
| | Low Price | \$1,295,000 |
| | High Price | \$8,295,000 |
| | Average Price | \$3,128,406 |
| | Median Price | \$2,385,250 |
| Listings that Expired | Number of Listings | 0 |
| | Low Price | \$0 |
| | High Price | \$0 |
| | Average Price | \$0 |
| | Median Price | \$0 |
| Average Active Listing Count | | 7 |
| Total Number of Listings (ADD, PND, CLSD, EXP) | | 54 |
| Lowest Price | | \$0 |
| Highest Price | | \$8,295,000 |
| Average Price | | \$1,981,703 |
| Average DOM (PND, CLSD) | | 7 |

Areas: Piedmont

| Status | Data | Total |
|--|--------------------|-------------|
| Listings Added | Number of Listings | 9 |
| | Low Price | \$1,278,000 |
| | High Price | \$4,200,000 |
| | Average Price | \$2,470,330 |
| Listings that went Pending | Number of Listings | 10 |
| | Low Price | \$1,245,000 |
| | High Price | \$4,200,000 |
| | Average Price | \$2,213,400 |
| | Median Price | \$1,710,000 |
| Listings that Closed | Number of Listings | 10 |
| | Low Price | \$1,245,000 |
| | High Price | \$5,750,000 |
| | Average Price | \$2,696,110 |
| | Median Price | \$2,745,000 |
| Listings that Expired | Number of Listings | 0 |
| | Low Price | \$0 |
| | High Price | \$0 |
| | Average Price | \$0 |
| | Median Price | \$0 |
| Average Active Listing Count | | 7 |
| Total Number of Listings (ADD, PND, CLSD, EXP) | | 29 |
| Lowest Price | | \$0 |
| Highest Price | | \$5,750,000 |
| Average Price | | \$1,844,960 |
| Average DOM (PND, CLSD) | | 15 |



bridgeMLS Stats

