

June 2021

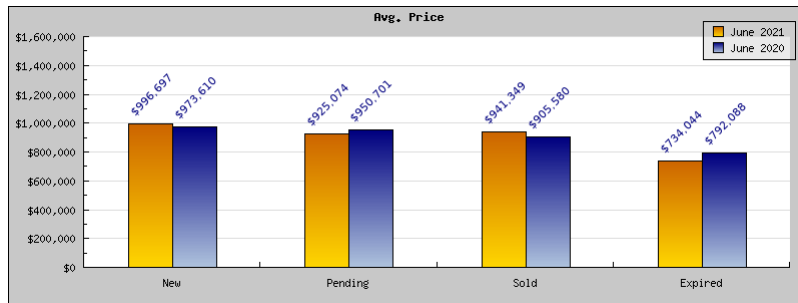
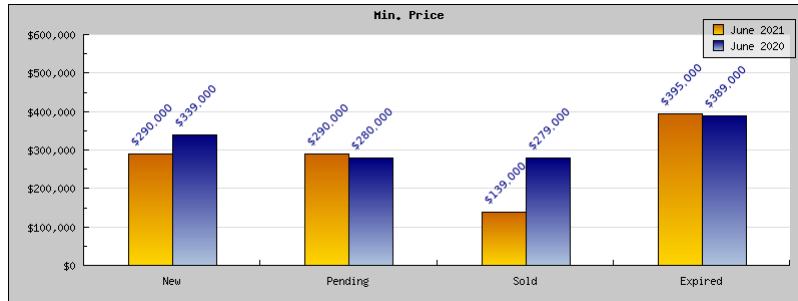
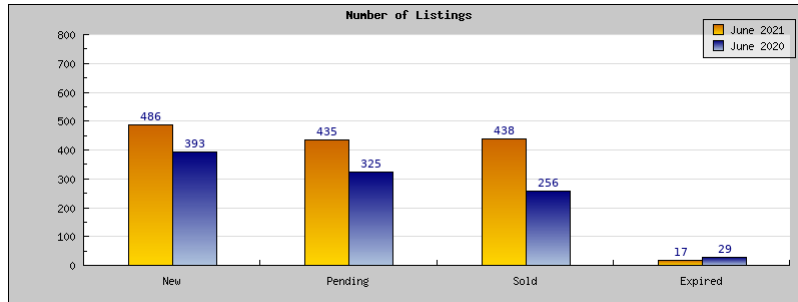
June 2020

Areas: Oakland

Status	Data	Total
Listings Added	Number of Listings	486
	Low Price	\$290,000
	High Price	\$4,995,000
	Average Price	\$996,697
Listings that went Pending	Number of Listings	435
	Low Price	\$290,000
	High Price	\$2,998,000
	Average Price	\$925,074
	Median Price	\$881,459
Listings that Closed	Number of Listings	438
	Low Price	\$139,000
	High Price	\$3,600,000
	Average Price	\$941,349
	Median Price	\$902,433
Listings that Expired	Number of Listings	17
	Low Price	\$395,000
	High Price	\$1,739,890
	Average Price	\$734,044
	Median Price	\$736,944
Average Active Listing Count		399
Total Number of Listings (ADD, PND, CLSD, EXP)		1,376
Lowest Price		\$139,000
Highest Price		\$4,995,000
Average Price		\$899,291
Average DOM (PND, CLSD)		19

Areas: Oakland

Status	Data	Total
Listings Added	Number of Listings	393
	Low Price	\$339,000
	High Price	\$7,250,000
	Average Price	\$973,610
Listings that went Pending	Number of Listings	325
	Low Price	\$280,000
	High Price	\$5,695,000
	Average Price	\$950,701
	Median Price	\$910,350
Listings that Closed	Number of Listings	256
	Low Price	\$279,000
	High Price	\$3,395,000
	Average Price	\$905,580
	Median Price	\$856,365
Listings that Expired	Number of Listings	29
	Low Price	\$389,000
	High Price	\$1,399,000
	Average Price	\$792,088
	Median Price	\$794,008
Average Active Listing Count		378
Total Number of Listings (ADD, PND, CLSD, EXP)		1,003
Lowest Price		\$279,000
Highest Price		\$7,250,000
Average Price		\$905,495
Average DOM (PND, CLSD)		26



bridgeMLS Stats

