

June 2021

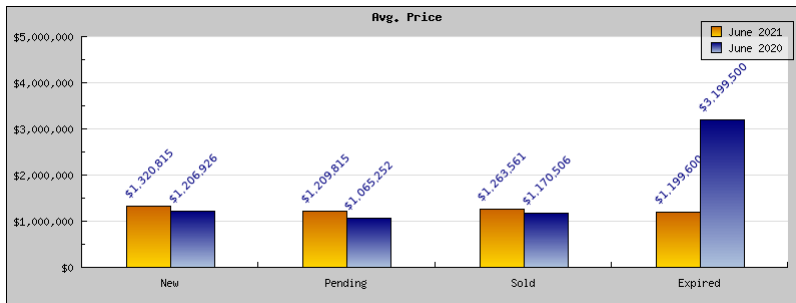
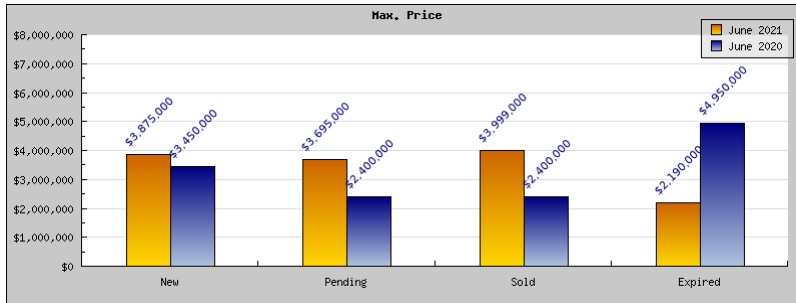
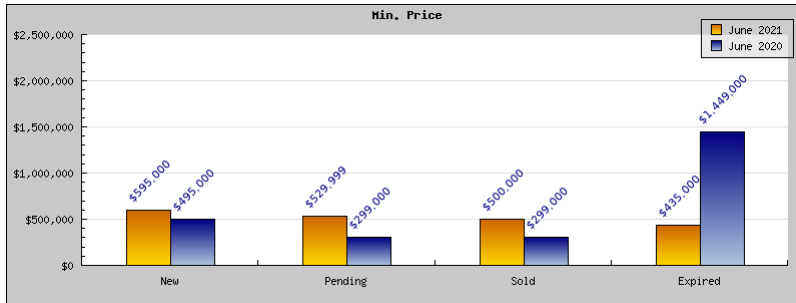
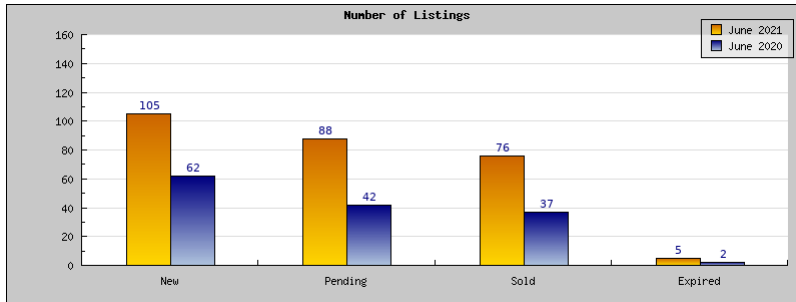
June 2020

Areas: Berkeley

Status	Data	Total
Listings Added	Number of Listings	105
	Low Price	\$595,000
	High Price	\$3,875,000
	Average Price	\$1,320,815
Listings that went Pending	Number of Listings	88
	Low Price	\$529,999
	High Price	\$3,695,000
	Average Price	\$1,209,815
Listings that Closed	Number of Listings	76
	Low Price	\$500,000
	High Price	\$3,999,000
	Average Price	\$1,263,561
Listings that Expired	Number of Listings	5
	Low Price	\$435,000
	High Price	\$2,190,000
	Average Price	\$1,199,600
Average Active Listing Count		69
Total Number of Listings (ADD, PND, CLSD, EXP)		274
Lowest Price		\$435,000
Highest Price		\$3,999,000
Average Price		\$1,248,448
Average DOM (PND, CLSD)		15

Areas: Berkeley

Status	Data	Total
Listings Added	Number of Listings	62
	Low Price	\$495,000
	High Price	\$3,450,000
	Average Price	\$1,206,926
Listings that went Pending	Number of Listings	42
	Low Price	\$299,000
	High Price	\$2,400,000
	Average Price	\$1,065,252
Listings that Closed	Number of Listings	37
	Low Price	\$299,000
	High Price	\$2,400,000
	Average Price	\$1,170,506
Listings that Expired	Number of Listings	2
	Low Price	\$1,449,000
	High Price	\$4,950,000
	Average Price	\$3,199,500
Average Active Listing Count		60
Total Number of Listings (ADD, PND, CLSD, EXP)		143
Lowest Price		\$299,000
Highest Price		\$4,950,000
Average Price		\$1,660,546
Average DOM (PND, CLSD)		18



bridgeMLS Stats

