

February 2021

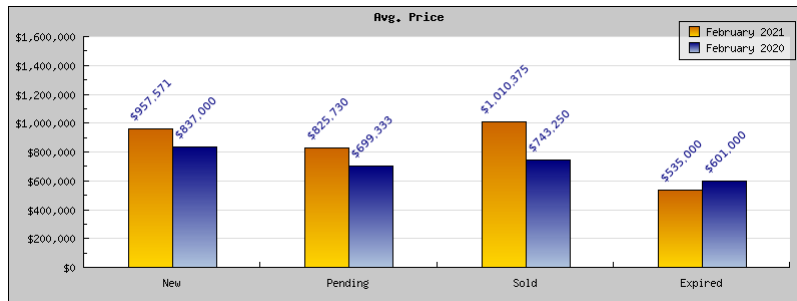
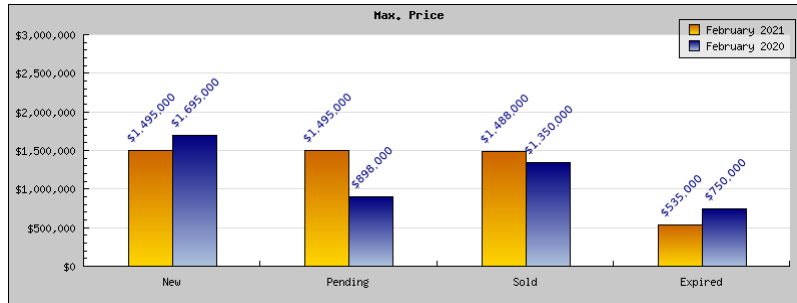
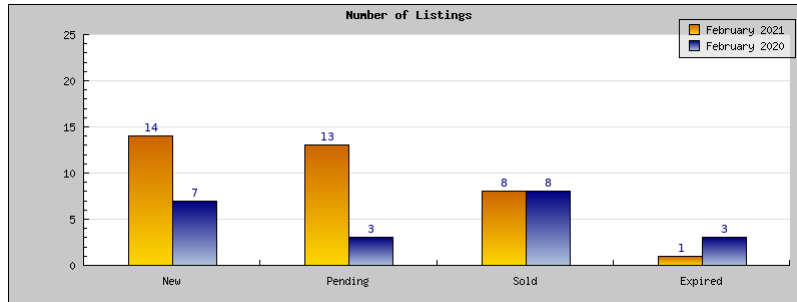
February 2020

Areas: Albany

Status	Data	Total
Listings Added	Number of Listings	14
	Low Price	\$420,000
	High Price	\$1,495,000
	Average Price	\$957,571
Listings that went Pending	Number of Listings	13
	Low Price	\$420,000
	High Price	\$1,495,000
	Average Price	\$825,730
	Median Price	\$795,000
Listings that Closed	Number of Listings	8
	Low Price	\$599,000
	High Price	\$1,488,000
	Average Price	\$1,010,375
	Median Price	\$1,049,000
Listings that Expired	Number of Listings	1
	Low Price	\$535,000
	High Price	\$535,000
	Average Price	\$535,000
	Median Price	\$535,000
Average Active Listing Count		13
Total Number of Listings (ADD, PND, CLSD, EXP)		36
Lowest Price		\$420,000
Highest Price		\$1,495,000
Average Price		\$832,169
Average DOM (PND, CLSD)		31

Areas: Albany

Status	Data	Total
Listings Added	Number of Listings	7
	Low Price	\$399,000
	High Price	\$1,695,000
	Average Price	\$837,000
Listings that went Pending	Number of Listings	3
	Low Price	\$525,000
	High Price	\$898,000
	Average Price	\$699,333
	Median Price	\$675,000
Listings that Closed	Number of Listings	8
	Low Price	\$489,000
	High Price	\$1,350,000
	Average Price	\$743,250
	Median Price	\$687,000
Listings that Expired	Number of Listings	3
	Low Price	\$475,000
	High Price	\$750,000
	Average Price	\$601,000
	Median Price	\$578,000
Average Active Listing Count		4
Total Number of Listings (ADD, PND, CLSD, EXP)		21
Lowest Price		\$399,000
Highest Price		\$1,695,000
Average Price		\$720,146
Average DOM (PND, CLSD)		55



bridgeMLS Stats

