

July 2021

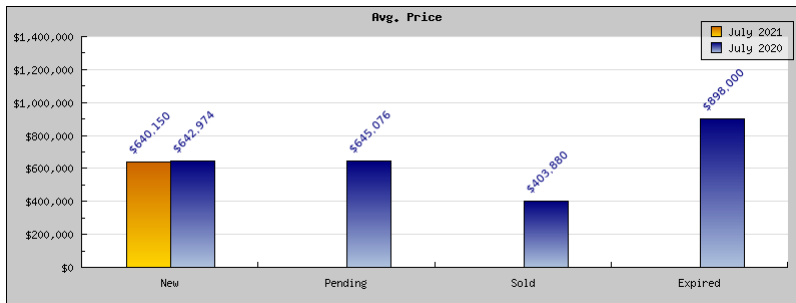
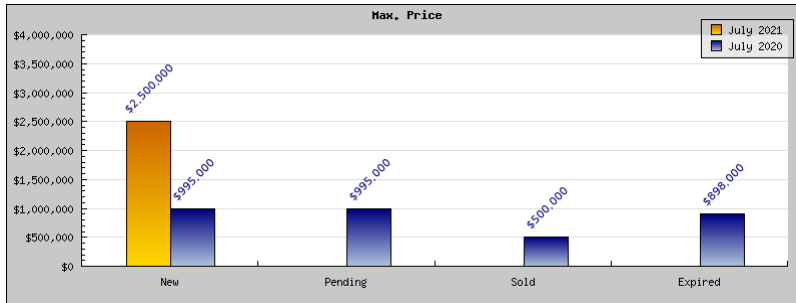
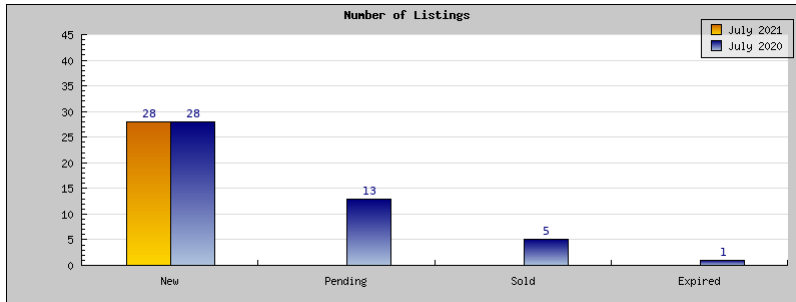
July 2020

Areas: Emeryville

Areas: Emeryville

Status	Data	Total
Listings Added	Number of Listings	28
	Low Price	\$325,000
	High Price	\$2,500,000
	Average Price	\$640,150
Listings that went Pending	Number of Listings	0
	Low Price	\$0
	High Price	\$0
	Average Price	\$0
	Median Price	\$0
Listings that Closed	Number of Listings	0
	Low Price	\$0
	High Price	\$0
	Average Price	\$0
	Median Price	\$0
Listings that Expired	Number of Listings	0
	Low Price	\$0
	High Price	\$0
	Average Price	\$0
	Median Price	\$0
Average Active Listing Count		17
Total Number of Listings (ADD, PND, CLSD, EXP)		28
Lowest Price		\$0
Highest Price		\$2,500,000
Average Price		\$160,038
Average DOM (PND, CLSD)		0

Status	Data	Total
Listings Added	Number of Listings	28
	Low Price	\$329,000
	High Price	\$995,000
	Average Price	\$642,974
Listings that went Pending	Number of Listings	13
	Low Price	\$329,000
	High Price	\$995,000
	Average Price	\$645,076
	Median Price	\$569,000
Listings that Closed	Number of Listings	5
	Low Price	\$339,000
	High Price	\$500,000
	Average Price	\$403,880
	Median Price	\$399,000
Listings that Expired	Number of Listings	1
	Low Price	\$898,000
	High Price	\$898,000
	Average Price	\$898,000
	Median Price	\$898,000
Average Active Listing Count		26
Total Number of Listings (ADD, PND, CLSD, EXP)		47
Lowest Price		\$329,000
Highest Price		\$995,000
Average Price		\$647,483
Average DOM (PND, CLSD)		21



bridgeMLS Stats

