

March 2021

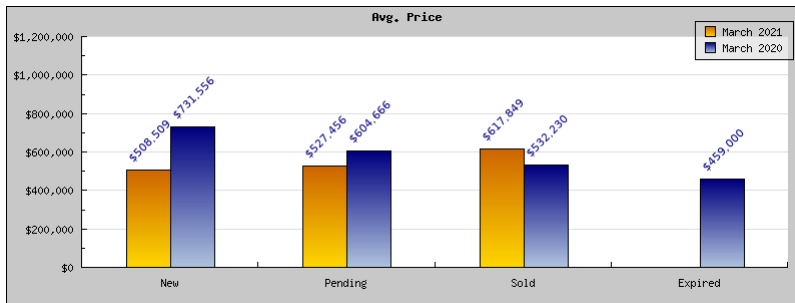
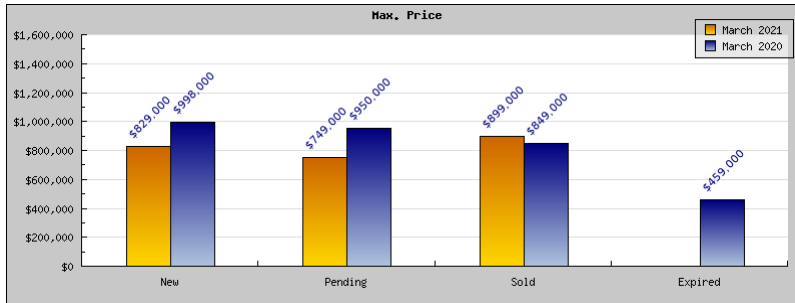
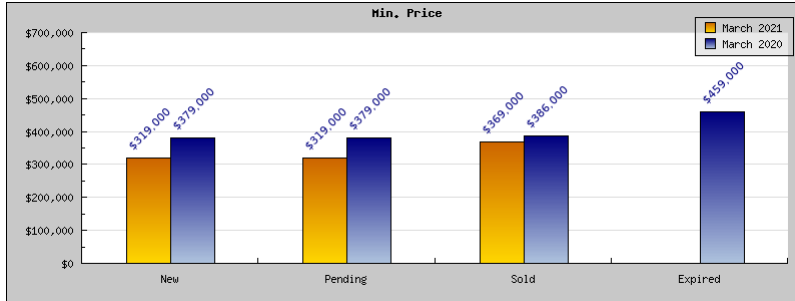
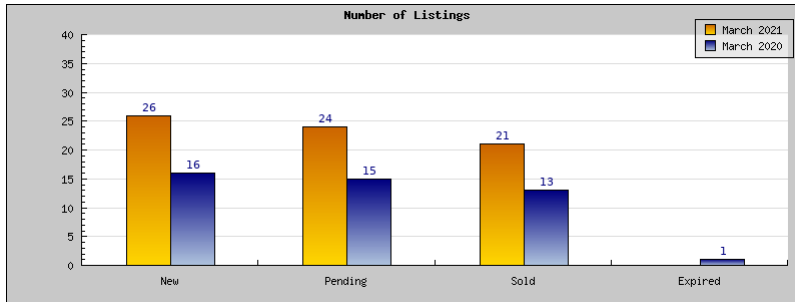
March 2020

Areas: Emeryville

Status	Data	Total
Listings Added	Number of Listings	26
	Low Price	\$319,000
	High Price	\$829,000
	Average Price	\$508,509
Listings that went Pending	Number of Listings	24
	Low Price	\$319,000
	High Price	\$749,000
	Average Price	\$527,456
Listings that Closed	Number of Listings	21
	Low Price	\$369,000
	High Price	\$899,000
	Average Price	\$617,849
Listings that Expired	Number of Listings	0
	Low Price	\$0
	High Price	\$0
	Average Price	\$0
Average Active Listing Count		23
Total Number of Listings (ADD, PND, CLSD, EXP)		71
Lowest Price		\$0
Highest Price		\$899,000
Average Price		\$413,454
Average DOM (PND, CLSD)		21

Areas: Emeryville

Status	Data	Total
Listings Added	Number of Listings	16
	Low Price	\$379,000
	High Price	\$998,000
	Average Price	\$731,556
Listings that went Pending	Number of Listings	15
	Low Price	\$379,000
	High Price	\$950,000
	Average Price	\$604,666
Listings that Closed	Number of Listings	13
	Low Price	\$386,000
	High Price	\$849,000
	Average Price	\$532,230
Listings that Expired	Number of Listings	1
	Low Price	\$459,000
	High Price	\$459,000
	Average Price	\$459,000
Average Active Listing Count		15
Total Number of Listings (ADD, PND, CLSD, EXP)		45
Lowest Price		\$379,000
Highest Price		\$998,000
Average Price		\$581,863
Average DOM (PND, CLSD)		20



bridgeMLS Stats

