

April 2021

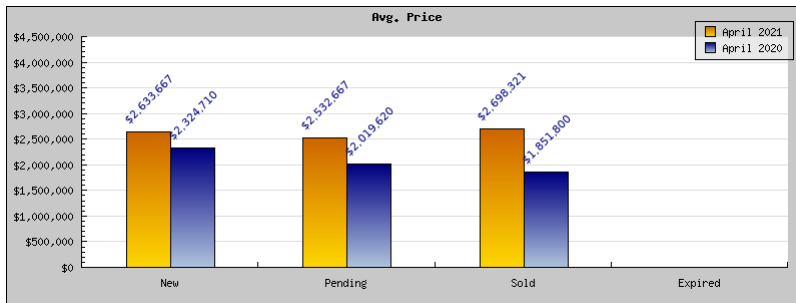
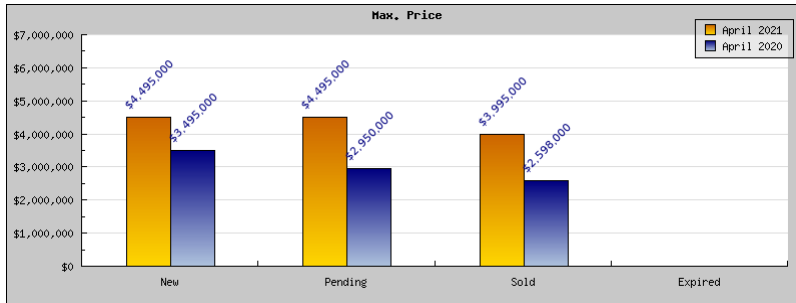
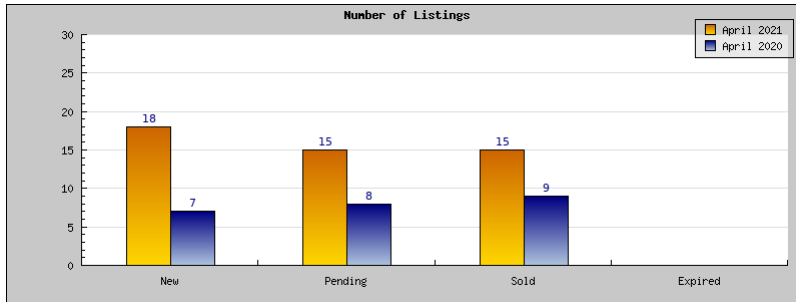
Areas: Piedmont

Status	Data	Total
Listings Added	Number of Listings	18
	Low Price	\$1,598,000
	High Price	\$4,495,000
	Average Price	\$2,633,667
Listings that went Pending	Number of Listings	15
	Low Price	\$1,295,000
	High Price	\$4,495,000
	Average Price	\$2,532,667
	Median Price	\$2,596,500
Listings that Closed	Number of Listings	15
	Low Price	\$1,950,000
	High Price	\$3,995,000
	Average Price	\$2,698,321
	Median Price	\$2,718,750
Listings that Expired	Number of Listings	0
	Low Price	\$0
	High Price	\$0
	Average Price	\$0
	Median Price	\$0
Average Active Listing Count		7
Total Number of Listings (ADD, PND, CLSD, EXP)		48
Lowest Price		\$0
Highest Price		\$4,495,000
Average Price		\$1,966,164
Average DOM (PND, CLSD)		10

April 2020

Areas: Piedmont

Status	Data	Total
Listings Added	Number of Listings	7
	Low Price	\$1,195,000
	High Price	\$3,495,000
	Average Price	\$2,324,710
Listings that went Pending	Number of Listings	8
	Low Price	\$1,195,000
	High Price	\$2,950,000
	Average Price	\$2,019,620
	Median Price	\$1,969,000
Listings that Closed	Number of Listings	9
	Low Price	\$1,195,000
	High Price	\$2,598,000
	Average Price	\$1,851,800
	Median Price	\$1,880,250
Listings that Expired	Number of Listings	0
	Low Price	\$0
	High Price	\$0
	Average Price	\$0
	Median Price	\$0
Average Active Listing Count		4
Total Number of Listings (ADD, PND, CLSD, EXP)		24
Lowest Price		\$0
Highest Price		\$3,495,000
Average Price		\$1,549,033
Average DOM (PND, CLSD)		15



bridgeMLS Stats

