

January 2021

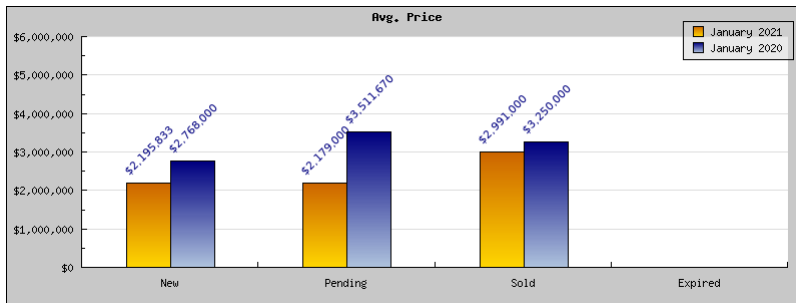
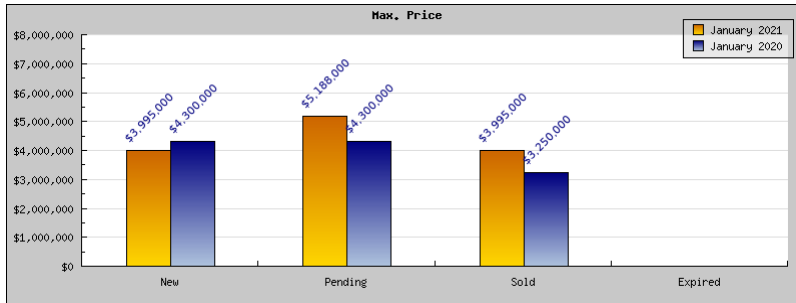
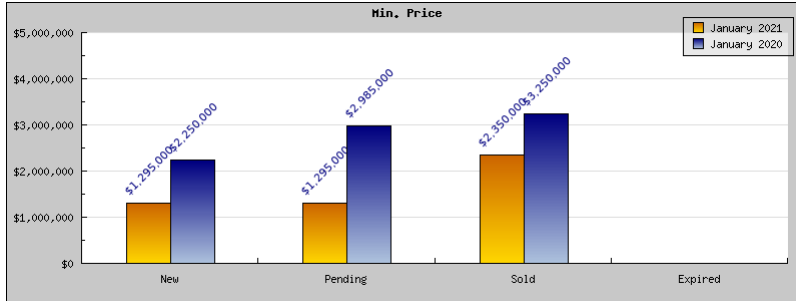
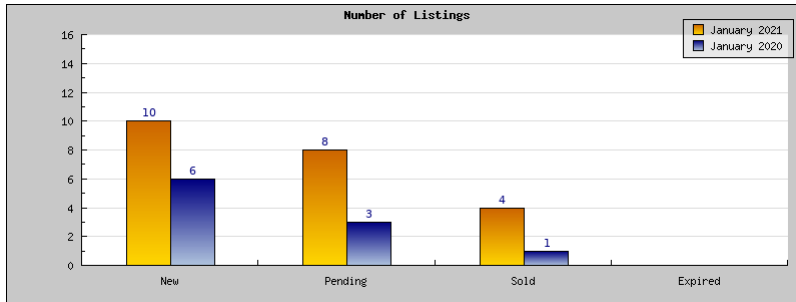
January 2020

Areas: Piedmont

Status	Data	Total
Listings Added	Number of Listings	10
	Low Price	\$1,295,000
	High Price	\$3,995,000
	Average Price	\$2,195,833
Listings that went Pending	Number of Listings	8
	Low Price	\$1,295,000
	High Price	\$5,188,000
	Average Price	\$2,179,000
	Median Price	\$1,917,500
Listings that Closed	Number of Listings	4
	Low Price	\$2,350,000
	High Price	\$3,995,000
	Average Price	\$2,991,000
	Median Price	\$2,809,500
Listings that Expired	Number of Listings	0
	Low Price	\$0
	High Price	\$0
	Average Price	\$0
	Median Price	\$0
Average Active Listing Count		4
Total Number of Listings (ADD, PND, CLSD, EXP)		22
Lowest Price		\$0
Highest Price		\$5,188,000
Average Price		\$1,841,458
Average DOM (PND, CLSD)		13

Areas: Piedmont

Status	Data	Total
Listings Added	Number of Listings	6
	Low Price	\$2,250,000
	High Price	\$4,300,000
	Average Price	\$2,768,000
Listings that went Pending	Number of Listings	3
	Low Price	\$2,985,000
	High Price	\$4,300,000
	Average Price	\$3,511,670
	Median Price	\$3,250,000
Listings that Closed	Number of Listings	1
	Low Price	\$3,250,000
	High Price	\$3,250,000
	Average Price	\$3,250,000
	Median Price	\$3,250,000
Listings that Expired	Number of Listings	0
	Low Price	\$0
	High Price	\$0
	Average Price	\$0
	Median Price	\$0
Average Active Listing Count		1
Total Number of Listings (ADD, PND, CLSD, EXP)		10
Lowest Price		\$0
Highest Price		\$4,300,000
Average Price		\$2,382,418
Average DOM (PND, CLSD)		2



### bridgeMLS Stats

