

July 2021

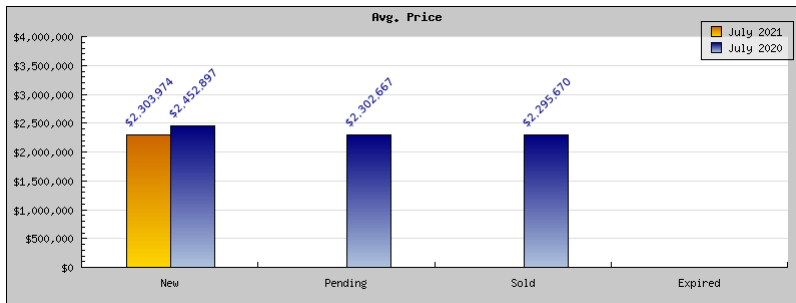
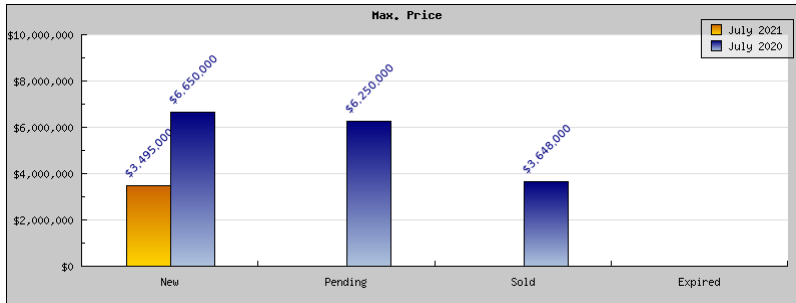
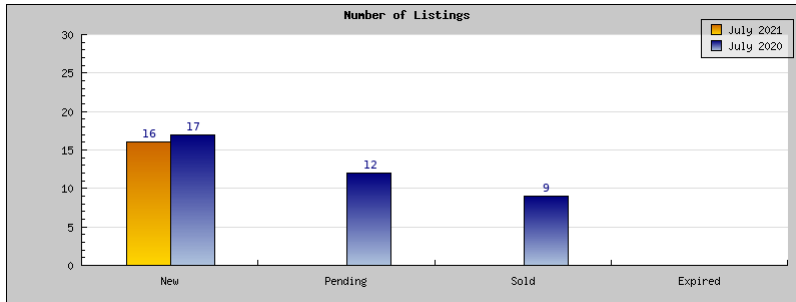
July 2020

Areas: Piedmont

Status	Data	Total
Listings Added	Number of Listings	16
	Low Price	\$998,000
	High Price	\$3,495,000
	Average Price	\$2,303,974
Listings that went Pending	Number of Listings	0
	Low Price	\$0
	High Price	\$0
	Average Price	\$0
	Median Price	\$0
Listings that Closed	Number of Listings	0
	Low Price	\$0
	High Price	\$0
	Average Price	\$0
	Median Price	\$0
Listings that Expired	Number of Listings	0
	Low Price	\$0
	High Price	\$0
	Average Price	\$0
	Median Price	\$0
Average Active Listing Count		6
Total Number of Listings (ADD, PND, CLSD, EXP)		16
Lowest Price		\$0
Highest Price		\$3,495,000
Average Price		\$575,994
Average DOM (PND, CLSD)		0

Areas: Piedmont

Status	Data	Total
Listings Added	Number of Listings	17
	Low Price	\$1,195,000
	High Price	\$6,650,000
	Average Price	\$2,452,897
Listings that went Pending	Number of Listings	12
	Low Price	\$1,195,000
	High Price	\$6,250,000
	Average Price	\$2,302,667
	Median Price	\$2,364,000
Listings that Closed	Number of Listings	9
	Low Price	\$1,278,000
	High Price	\$3,648,000
	Average Price	\$2,295,670
	Median Price	\$1,995,000
Listings that Expired	Number of Listings	0
	Low Price	\$0
	High Price	\$0
	Average Price	\$0
	Median Price	\$0
Average Active Listing Count		8
Total Number of Listings (ADD, PND, CLSD, EXP)		38
Lowest Price		\$0
Highest Price		\$6,650,000
Average Price		\$1,762,808
Average DOM (PND, CLSD)		18



bridgeMLS Stats

