

February 2021

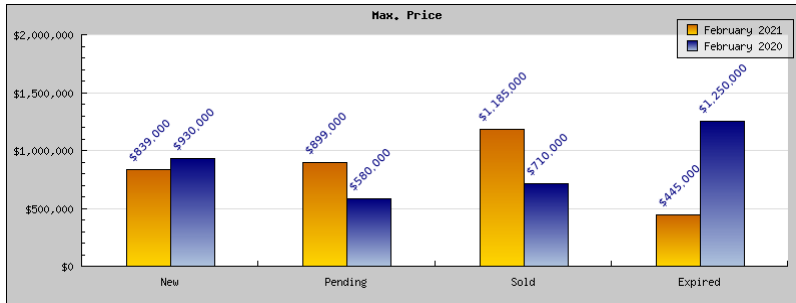
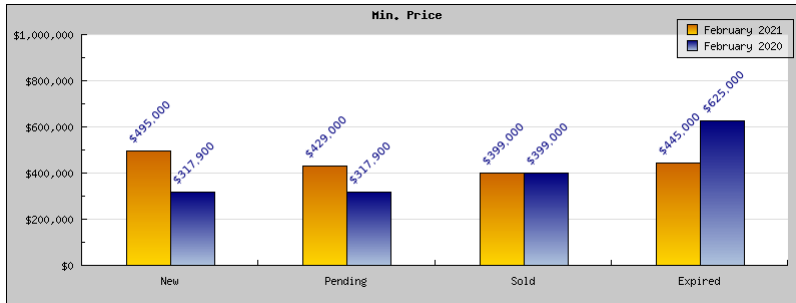
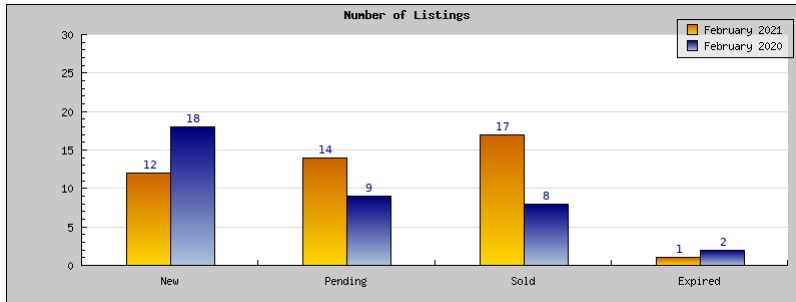
February 2020

Areas: Emeryville

Areas: Emeryville

Status	Data	Total
Listings Added	Number of Listings	12
	Low Price	\$495,000
	High Price	\$839,000
	Average Price	\$677,403
Listings that went Pending	Number of Listings	14
	Low Price	\$429,000
	High Price	\$899,000
	Average Price	\$672,488
	Median Price	\$702,500
Listings that Closed	Number of Listings	17
	Low Price	\$399,000
	High Price	\$1,185,000
	Average Price	\$631,750
	Median Price	\$600,000
Listings that Expired	Number of Listings	1
	Low Price	\$445,000
	High Price	\$445,000
	Average Price	\$445,000
	Median Price	\$445,000
Average Active Listing Count		20
Total Number of Listings (ADD, PND, CLSD, EXP)		44
Lowest Price		\$399,000
Highest Price		\$1,185,000
Average Price		\$606,660
Average DOM (PND, CLSD)		27

Status	Data	Total
Listings Added	Number of Listings	18
	Low Price	\$317,900
	High Price	\$930,000
	Average Price	\$547,827
Listings that went Pending	Number of Listings	9
	Low Price	\$317,900
	High Price	\$580,000
	Average Price	\$449,922
	Median Price	\$450,000
Listings that Closed	Number of Listings	8
	Low Price	\$399,000
	High Price	\$710,000
	Average Price	\$517,612
	Median Price	\$493,500
Listings that Expired	Number of Listings	2
	Low Price	\$625,000
	High Price	\$1,250,000
	Average Price	\$937,500
	Median Price	\$937,500
Average Active Listing Count		13
Total Number of Listings (ADD, PND, CLSD, EXP)		37
Lowest Price		\$317,900
Highest Price		\$1,250,000
Average Price		\$613,215
Average DOM (PND, CLSD)		28



bridgeMLS Stats

