

January 2021

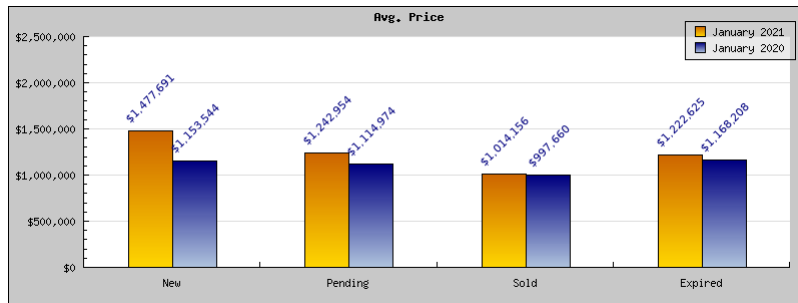
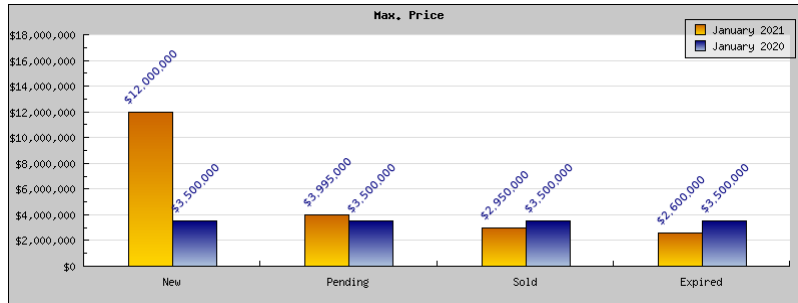
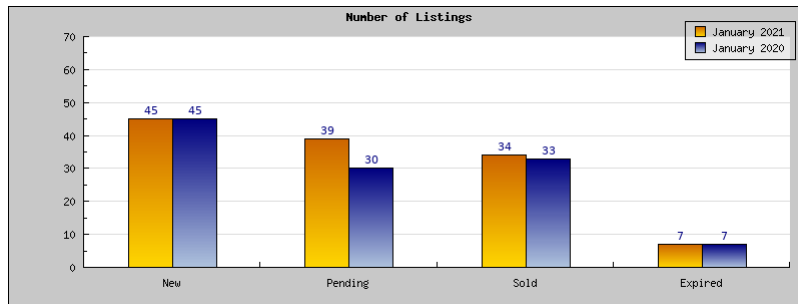
January 2020

Areas: Berkeley

Status	Data	Total
Listings Added	Number of Listings	45
	Low Price	\$499,000
	High Price	\$12,000,000
	Average Price	\$1,477,691
Listings that went Pending	Number of Listings	39
	Low Price	\$520,000
	High Price	\$3,995,000
	Average Price	\$1,242,954
Listings that Closed	Number of Listings	34
	Low Price	\$439,000
	High Price	\$2,950,000
	Average Price	\$1,014,156
Listings that Expired	Number of Listings	7
	Low Price	\$699,000
	High Price	\$2,600,000
	Average Price	\$1,222,625
Average Active Listing Count		43
Total Number of Listings (ADD, PND, CLSD, EXP)		125
Lowest Price		\$439,000
Highest Price		\$12,000,000
Average Price		\$1,239,357
Average DOM (PND, CLSD)		28

Areas: Berkeley

Status	Data	Total
Listings Added	Number of Listings	45
	Low Price	\$395,000
	High Price	\$3,500,000
	Average Price	\$1,153,544
Listings that went Pending	Number of Listings	30
	Low Price	\$599,000
	High Price	\$3,500,000
	Average Price	\$1,114,974
Listings that Closed	Number of Listings	33
	Low Price	\$610,000
	High Price	\$3,500,000
	Average Price	\$997,660
Listings that Expired	Number of Listings	7
	Low Price	\$395,000
	High Price	\$3,500,000
	Average Price	\$1,168,208
Average Active Listing Count		25
Total Number of Listings (ADD, PND, CLSD, EXP)		115
Lowest Price		\$395,000
Highest Price		\$3,500,000
Average Price		\$1,108,597
Average DOM (PND, CLSD)		43



bridgeMLS Stats

