

January 2021

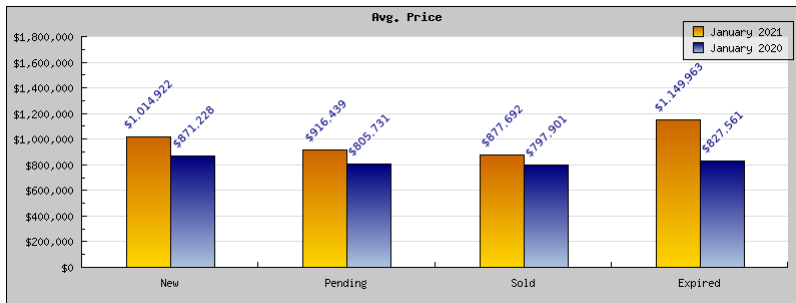
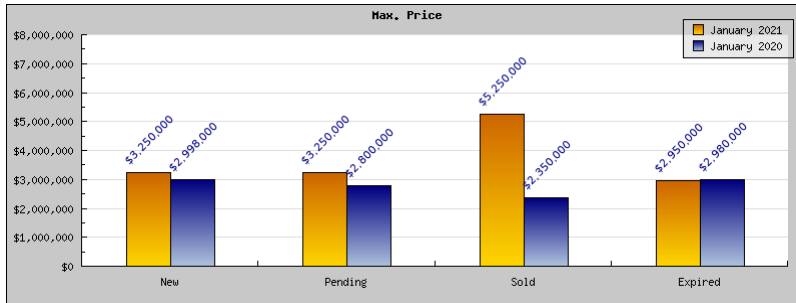
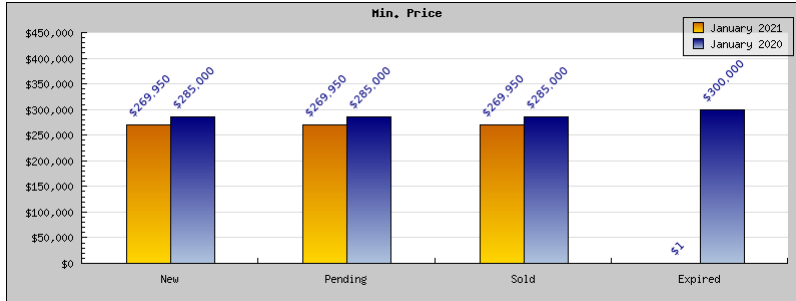
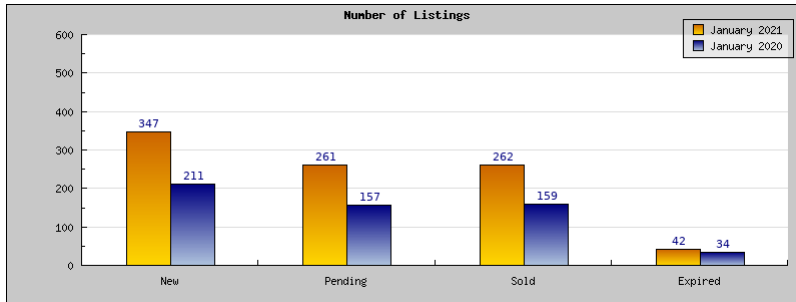
January 2020

Areas: Oakland

Status	Data	Total
Listings Added	Number of Listings	347
	Low Price	\$269,950
	High Price	\$3,250,000
	Average Price	\$1,014,922
Listings that went Pending	Number of Listings	261
	Low Price	\$269,950
	High Price	\$3,250,000
	Average Price	\$916,439
	Median Price	\$840,993
Listings that Closed	Number of Listings	262
	Low Price	\$269,950
	High Price	\$5,250,000
	Average Price	\$877,692
	Median Price	\$845,396
Listings that Expired	Number of Listings	42
	Low Price	\$1
	High Price	\$2,950,000
	Average Price	\$1,149,963
	Median Price	\$1,162,568
Average Active Listing Count		286
Total Number of Listings (ADD, PND, CLSD, EXP)		912
Lowest Price		\$1
Highest Price		\$5,250,000
Average Price		\$989,754
Average DOM (PND, CLSD)		31

Areas: Oakland

Status	Data	Total
Listings Added	Number of Listings	211
	Low Price	\$285,000
	High Price	\$2,998,000
	Average Price	\$871,228
Listings that went Pending	Number of Listings	157
	Low Price	\$285,000
	High Price	\$2,800,000
	Average Price	\$805,731
	Median Price	\$772,650
Listings that Closed	Number of Listings	159
	Low Price	\$285,000
	High Price	\$2,350,000
	Average Price	\$797,901
	Median Price	\$782,092
Listings that Expired	Number of Listings	34
	Low Price	\$300,000
	High Price	\$2,980,000
	Average Price	\$827,561
	Median Price	\$778,272
Average Active Listing Count		204
Total Number of Listings (ADD, PND, CLSD, EXP)		561
Lowest Price		\$285,000
Highest Price		\$2,998,000
Average Price		\$825,605
Average DOM (PND, CLSD)		42



bridgeMLS Stats

