

July 2021

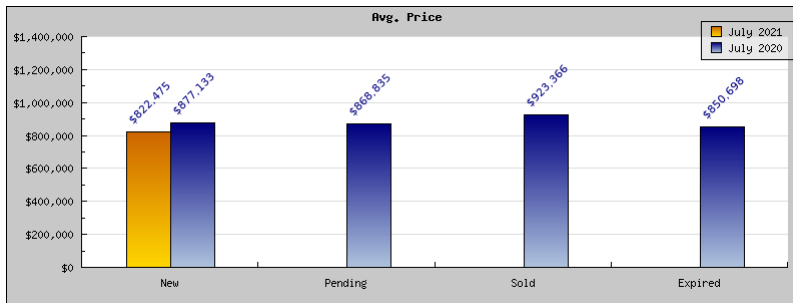
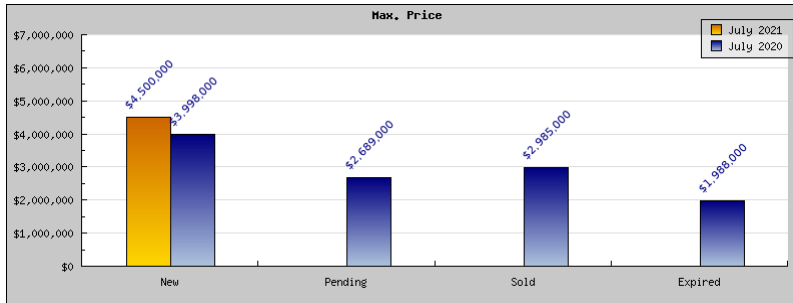
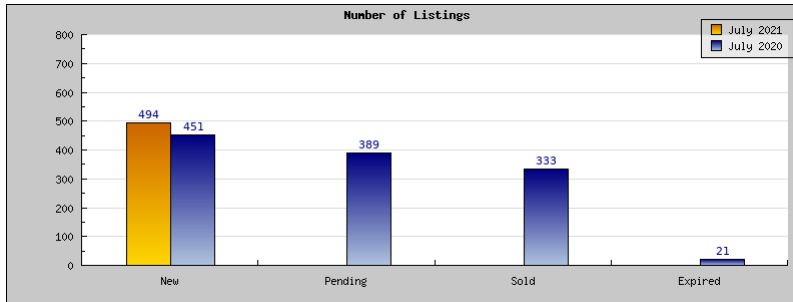
July 2020

Areas: Oakland

Areas: Oakland

Status	Data	Total
Listings Added	Number of Listings	494
	Low Price	\$210,000
	High Price	\$4,500,000
	Average Price	\$822,475
Listings that went Pending	Number of Listings	0
	Low Price	\$0
	High Price	\$0
	Average Price	\$0
	Median Price	\$0
Listings that Closed	Number of Listings	0
	Low Price	\$0
	High Price	\$0
	Average Price	\$0
	Median Price	\$0
Listings that Expired	Number of Listings	0
	Low Price	\$0
	High Price	\$0
	Average Price	\$0
	Median Price	\$0
Average Active Listing Count		424
Total Number of Listings (ADD, PND, CLSD, EXP)		494
Lowest Price		\$0
Highest Price		\$4,500,000
Average Price		\$205,619
Average DOM (PND, CLSD)		0

Status	Data	Total
Listings Added	Number of Listings	451
	Low Price	\$265,000
	High Price	\$3,998,000
	Average Price	\$877,133
Listings that went Pending	Number of Listings	389
	Low Price	\$265,000
	High Price	\$2,689,000
	Average Price	\$868,835
	Median Price	\$830,163
Listings that Closed	Number of Listings	333
	Low Price	\$265,000
	High Price	\$2,985,000
	Average Price	\$923,366
	Median Price	\$893,996
Listings that Expired	Number of Listings	21
	Low Price	\$380,000
	High Price	\$1,988,000
	Average Price	\$850,698
	Median Price	\$864,900
Average Active Listing Count		410
Total Number of Listings (ADD, PND, CLSD, EXP)		1,194
Lowest Price		\$265,000
Highest Price		\$3,998,000
Average Price		\$880,008
Average DOM (PND, CLSD)		27



bridgeMLS Stats

